

# KABE 2025

Caravan



# KABE



# New adventures with KABE!

Our goal is to always stay one step ahead and surprise with innovative technology and conveniences beyond the ordinary. Focused on design, comfort, quality and safety, enhanced with smart solutions for a greater experience and smoother holiday on wheels – any time of the year.

Like home, but in a new place whenever you want!

KABE caravans are among the most well equipped in the market at every price level, even in the standard configuration.

We invite you to find your favourite and take the next step towards new adventures with KABE.

# Contents

- 04 Scandinavian Design
- 15 Comfort
- 27 Quality
- 37 Safety
- 44 2025 Model Program
- 45 KABE Flexline
- 46 2025 Standard Equipment
- 50 KABE Estate
- 58 KABE Gemstone
- 66 Options Estate, Gemstone
- 68 KABE Royal
- 84 KABE Imperial
- 96 Options Royal, Imperial



KABE will not be held liable for printing errors and typos. KABE reserves the right to change design and data without prior notice. The images in this catalogue may feature optional equipment.



# SCANDINAVIAN DESIGN

With style, functionality and innovation

Scandinavian design and Swedish quality have always been our guiding principles for the development of every KABE model. Here, style and functionality go hand in hand. The result is luxurious and comfortable caravans with a timeless feel and many innovative solutions that provide you with a mobile leisure home beyond the ordinary.





# KABE – an investment in your quality of life

A caravan from KABE is an investment in your quality of life. We leave nothing to chance. For more than 65 years, we have been developing and manufacturing leisure vehicles that allow you to travel safely, securely and environmentally friendly on the roads and enjoy the utmost comfort at your destination.

Every detail is carefully designed to provide you with the very best. We go all the way – and then some – in our effort to equip our caravans with smart solutions and features that make every day in your caravan as smooth as possible.

KABE quality is built into our unique construction and continues with our in-house manufactured carpentry, practical interior details and technical solutions that are always at the absolute forefront of the industry.

You may not notice all these things right away when you compare a KABE to other brands, but they are there to make life in your caravan a little easier each day.

All the "extras", are simply included with your KABE.

Some examples are:

- Insulated energy efficient windows.
- Sound-insulating ceiling.
- Smoke detector in the bedroom area.
- Pull-out heated ski storage with lighting.
- Dryer cabinet with a custom designed drip pan for drying of shoes and a heated shoe compartment inside the front door.
- Many models feature a coat-closet in the entry.
- Updated design for the entry with room for a larger TV, up to 32 inches (except in CTDL and CXL).
- Air vent in the bedroom.
- Built-in kitchen fan with lighting and two speeds.
- The best refrigerator ventilation on the market is included in most models.

Do you want to know more? See pages 28-35.





# Luxury from the inside and out

Design, safety and quality – that's what KABE stands for. The caravan's classic features are immediately recognizable on the road. And when you get to know your KABE, with all its thoughtful comforts, you will appreciate the true value of the design.

Smooth sheet metal exterior is standard for all our caravans. Gemstone and Royal feature distinctive red accents that highlight the caravan's windows and enhance the elegant and aerodynamic shape of the body.

The exclusive Imperial caravans are equipped with our unique Innovation Design exterior and extra bold graphics, printed directly on the body. With high UV resistance, the colour remains vibrant for many years without fading. KABE's unique ID-exterior inspires the creation of design elements that follow the shape of the caravan and complement the placement of windows and doors.

**Our modern Estate-models feature a brand new sporty exterior design. Decal graphics with a 3D feel signal speed while making a stylish statement.**

The brake lights are custom designed with a KABE logo and our aerodynamic body and rear wing have been developed to reduce wind resistance. All our models have large windows that provide the brightest indoor environment possible.

**Starting in 2025, our Gemstone models include a window in the front door.**

At KABE, we put a lot of effort into continuous development of our caravans. Our goal is always to be at the forefront or even one step ahead. To provide you, the KABE-owner, with the very best – a reliable caravan that maintains the highest standard and an exclusive feel inside and out.







## Modern, stylish and elegant

In a KABE caravan, you always experience comfort and quality in every detail, every day. Materials are selected with great care to meet your expectations in terms of both aesthetics and durability. The look is contemporary yet classic. You can rest assured that your KABE will always feel modern, stylish and elegant.

The colour of the interior creates a beautiful and inviting atmosphere. Gemstone, Royal and Imperial feature the wood laminate Atlas Zeder in a warm brown shade that is contrasted with a light floor and overhead cabinet doors in Cashmere for Royal and Imperial. The Gemstone series has overhead cabinet doors in Grau.

Estate has Grau overhead cabinet doors as well, but with wood trim and a black stripe that nicely accentuates the caravan's dark floor and other interior details.

Every caravan has a sound-insulating fitted ceiling that prevents both inside and outside noise.

Lighting plays a significant role in setting the mood at home, and it's just as important for the ambiance in your caravan. In every KABE, you will find light fixtures with built-in spotlights, night lights with a switch by the bed, internal switch for exterior lights, lighting in the gas compartment and ski storage, plus lighting in wardrobes and under-bed storage.

**We are updating the details for model year 2025! All KABE caravans feature new black handles for wardrobe doors, cabinets, kitchen cabinets and drawers. Chrome interior details (such as reading lights, faucets and shower) are also finished in black.**

The kitchen includes a new design for the counter with a new Dometic stove and a new modern square sink with a black faucet. Imperial is upgraded with a practical Flexi-faucet. We are also switching to a large Thetford refrigerator in all models (except for Estate 470 GLE and Royal/Imperial 630 TDL FK).

In our 2025-models, you will also find an entirely new TV-solution. We've redesigned the entry in all our caravans with space for a larger TV. The TV-mount is installed on the wall in the entry and it has a flexible rotating function. The new design allows for a TV up to 32 inches in size. Our CTDL and CXL floor plans retain their smart TV-solution with a height adjustable TV-mount placed in the backrest of the seating area.



# Design and upholstery

It is the details and the comfy design that creates the overall feeling of home in a KABE. In addition to providing comfortable seats and beds, we offer textiles and upholstery that meet the design, care and durability requirements of modern caravan families.

This year's collection includes four options in fabric, two in leather and one artificial leather. Estate has two fabric collections.

Leather upholstery is included with our Imperial models and available as an option for Royal. The same applies to environmentally conscious Las Vegas artificial leather collection with a genuine leather feel! The upholstery has a surface made of PU and the back side is made from recycled leather. The material is soft, durable and super easy to keep clean!

Our collections Phoenix, New Haven, Durham and Las Vegas have new modern curtains.

## FABRIC



**FONTANA (beige)**  
Estate – panel curtain only



**PHOENIX (black)**  
Estate – panel curtain only

## FABRIC



**TULSA (beige)**  
Gemstone  
Royal  
Imperial  
Panel curtain option available (Royal, Imperial)



**PHOENIX (black)**  
Gemstone  
Royal  
Imperial  
Panel curtain option available (Royal, Imperial)



**NEW HAVEN (dark brown)**  
Gemstone  
Royal  
Imperial  
Panel curtain option available (Royal, Imperial)



**DURHAM (green)**  
Gemstone  
Royal  
Imperial  
Panel curtain option available (Royal, Imperial)



## LEATHER



**HOLLYWOOD (dark grey)**  
Imperial (standard)  
Option for Royal  
Panel curtain option available (Royal, Imperial)



**BALTIMORE (beige)**  
Imperial (standard)  
Option for Royal  
Panel curtain option available (Royal, Imperial)

## ARTIFICIAL LEATHER 35% recycled material



**LAS VEGAS (brown)**  
Imperial (standard)  
Option for Royal  
Panel curtain option available (Royal, Imperial)

2025





## COMFORT

Year-round, in all road conditions and directions

The comfortable KABE-life is characterized by a smooth journey and the most relaxing time possible on site with your caravan. We include every detail in the design and development of our models. Whether the goal is the journey itself, or the destination, we provide safety and a sense of home year-round, in all road conditions and directions.





## Culinary delight

The kitchen, just like at home, is a vital part of caravan living and somewhat the heart of family life.

**In our 2025-models, all KABE kitchens are tastefully updated. Highlights include a square sink, a new stove, large new Thetford refrigerator and stylish black details.**

All KABE kitchens are well equipped with plenty of storage and thoughtful design. We know that fine cooking requires its own space. Smart solutions provide extra work surfaces when you need them most.

Gemstone, Royal and Imperial include recessed cabinet doors and drawers. The kitchen drawers are equipped with soft-close and central locks in all models. The entire caravan is upgraded with modern black handles and the kitchen drawers feature top-mount handles that complete the look.

There are many exclusive details, such as the new square sink with a surface-mounted black faucet, pull-out cutting board in carefully selected beech wood and a functional cutlery drawer. Naturally, you can sort your waste with separate bins, just like home.

In a KABE, you get a kitchen that invites you to culinary pleasure, regardless of how many gather around the table.

Royal and Imperial feature the Light Concrete countertop. The Gemstone-series has the countertop Perla. The laminate continues on part of the wall and provides an extended feeling behind the stove and sink while serving as a practical backsplash that is easy to wipe clean.

Our 2025 Royal-models include a new gas stove with four burners. In the slightly smaller models (Royal 540/560 GLE and 600 GLE/TDL) a brand new corner stove is installed. A hybrid stove with an induction surface and two gas burners is available as an option.

For the Gemstone-series, a gas stove with three burners is standard in Onyx and Ametist/Smaragd XL. The new corner stove is included in Safir, Ametist/Smaragd GLE and Briljant XL.

A new built-in oven with a glass front is included in Royal- and Gemstone-models!

All Estate-models are equipped with a gas stove with three burners.

The microwave is placed under the refrigerator to maximize the space in the overhead kitchen cabinets and at the same time maintain the clean look of the kitchen. The microwave is standard in Imperial and available as an option for Estate, Gemstone and Royal.



Starting in 2025, a new large Thetford refrigerator is included in all KABE caravans (except for Estate 470 GLE and Royal/Imperial 630 TDL FK). A compressor refrigerator from Thetford is available as an option for all model series.

The Royal-series features Cashmere overhead cabinet doors throughout, also in the kitchen, while the kitchen cabinets in Gemstone match the rest of the interior with doors in Atlas Zeder.

KABE's Estate-kitchen has cabinet doors in the same colour Grau as the model's overhead cabinets in other areas. They complement the Elero kitchen countertop and blend in nicely with the interior design throughout the caravan. For a nice contrast, kitchen drawers feature a darker wood laminate, Nussbaum Ombre. The black kitchen faucet and the black handles are the finishing touches.

The Imperial-kitchen is not your ordinary caravan kitchen! Here, we elevate the concept of premium to create a kitchen for true connoisseurs. The kitchen cabinets are finished with elegant high-gloss doors in a soft crème colour, Sabbia High Gloss.

**All our Imperial-models feature the unique new hybrid stove 'gas-under-glass' with an induction surface and two gas burners neatly hidden under the smooth cooktop. Aesthetically pleasing while simplifying cleaning!**

A new built-in oven with a glass front is included.

Imperial is also upgraded with a new black Flexi-faucet, with flexible extension, for 2025.





## Room for everyone

The living area is the place to relax and socialise. In order to enjoy each other's company, comfortable space is needed for everyone. You might also want to use the caravan as a place to work.

**New design-details in black enhance the interior with a stylish contrast to other elements.**

Our sofas are generously sized and equipped with comfortable and ergonomically shaped cushions. In addition to providing comfortable seats, the smart storage space under the seats make it easy to keep things organized. The corner sofa's adjustable headrests can be moved up and down and from side-to-side (included with Estate and Gemstone Comfort package). The extension for the table provides a practical extra surface (Gemstone, Royal and Imperial).

Choose the upholstery collection that fits your personal taste from our unique and carefully tested options. Curtain sets are available in two styles (not for Estate). See pages 12-13.

Gemstone, Royal and Imperial feature cushions with high-quality Premium Foam padding and all our cushions have anti-slip material on the underside to ensure that they stay firmly in place.

In Imperial, leather upholstery or artificial leather is included and the sofas are designed with a slide-out function for easy adjustment of both seat and backrest.

With our smart sofa-solution, the sofa easily transforms into a large extra place to sleep for occasional overnight guests. Perhaps grandchildren or a teenager's friend visiting.

Details such as rounded sofa corners and indirect lighting along the underside of the cabinets create an inviting living space. Speakers installed in the front corners further enhance your comfort and the cosiness factor.

DAB radio is included in Estate and Gemstone. In our Royal-caravans you will find a multimedia player with DAB, while Imperial is equipped with KABE's exclusive Premium Sound System with DAB.

To facilitate your connected life, a router for wireless network is included in all KABE-models. An external antenna for the router is available as an option. In the entry of Royal and Imperial, you'll find an accessible wireless charger for your mobile phone.

**For 2025, a redesigned entry in all caravans accommodates a larger TV, up to 32 inches! (Not for CTDL or CXL floor plans.)**

Gemstone, Royal, and Imperial feature a stylish and discreet bar cabinet in the entry, where bottles are stored horizontally.



# Wake up rested and refreshed

Wake up rested and refreshed and ready for new journeys and adventures. We always include really comfortable beds and mattresses, a convenience that is often an additional charge from other brands. You deserve the best!

Choose the KABE-bedroom layout that works best for you and your family's needs. Whether you choose single or double beds, the beds are of the highest quality with spring mattresses, thick mattress pads and a base with flexible slats (not for bunk beds). To accommodate the whole family, we build bunk beds with up to three levels. Efficient compact living and a cosy place for the little ones. USB-outlets by the bunk beds simplify the children's game and movie time if the holiday weather is not exactly what everyone hoped for.

A practical storage area is located under the adjustable bed. Several models have an access door that allows you to reach the space under the bed from the outside also.

The bed is not just a place to sleep. It's a place to curl up with a book or magazine for a bit of relaxing time. To make it as comfortable as possible, we designed a headboard in soft padded faux suede with a 3D-printed look that adds an inviting and cosy feel to the bedroom environment. Stylish bedspreads are always included with your KABE.

In addition, you will find details such as soft lighting above the bed and an adjustable headboard is standard in Gemstone and Royal. In Imperial, an electrical adjustable headboard is standard (not available for E9-bed).


Night light on or off? When you want to turn the night light on or off, the switch is located exactly where it should be – by the bed. With our XL-bed, the DuoSpot reading lamp with three switches is included. A smart switch with touch-panel is standard in Royal and Imperial.

Soundproof walls and ceilings ensure restful nights and refreshed mornings. Additionally, our bedrooms are equipped with spacious wardrobes and overhead cabinets to fit everything your family needs for the holiday.

**The new black design accents naturally continue into the bedroom as well, providing a cohesive and modern impression throughout the caravan!**







## Bathroom comfort just like home

A private shower and toilet is a priority for many to make everyday life in your caravan as relaxed as possible. Do you prefer a floor plan with a large and spacious bathroom and walk-in shower? Or would you rather use the space for other things and place the bathroom as a natural divider between the caravan's various areas? We offer many flexible solutions for you to choose the floor plan and bathroom comfort that best suits you and your family. Everything to make you feel at home.

The thoughtful details and sleek design that characterize your entire KABE-caravan are naturally present in the bathroom. In Gemstone, Royal and Imperial, the colour scheme from the rest of the caravan's interior is reflected with cabinets in Atlas Zeder. The bathroom in the Estate has cabinets in Nussbaum Ombre dark wood laminate.

**An exciting new component are the upgraded interior details such as handles, hooks, faucet and shower in black! They add an extra design-touch to your KABE-bathroom.**

Bathroom countertop in the durable laminate Urban Style with a modern concrete look adds style to the decor in Estate and Gemstone. Royal and Imperial feature contemporary countertops with modern Light Concrete laminate.

In our TDL-models, the bathroom is located in the back of the caravan, spanning the entire width with a practical walk-in shower. The spacious TDL-bathroom is finished with a matching laminate on the wall behind the mirror and details in the shower as well as elegant silicone profile with LED lights – Neonflex (not for Estate). A shower is included in several other KABE-models.

In the Imperial-series, a swivel flush toilet with a ceramic bowl is standard. Heated towel rack is included in Royal and Imperial.

A lock for the bathroom door is always included.

You will find an external shower outlet with both cold and warm water in Royal and Imperial. It makes it easy to rinse off boots or a muddy dog after a hike in the woods.







On the home page, you can see all the controls for lighting and digital dimmer sliders. It also displays the temperature, both outside and inside, and the time.



Information and heating controls are displayed on a separate page. With the touch of a button it's easy to raise and lower the heat.



With KABE Smart D you don't have to manage multiple panels. You can control the refrigerator, AC and more – all conveniently located in one display.



Current status information such as freshwater level, wastewater level and battery voltage are clearly displayed. With KABE Smart Level, you can monitor the gas level, tyre pressure and the caravan's tilt when parked (standard for Imperial, option for Royal).



# KABE smart technology

With KABE Smart D control panel – **winner of the European Innovation Award** – you can manage many of the caravan's functions. The panel is designed with user-friendliness in mind and features an easy-to-read touch-screen display. You can monitor freshwater level, wastewater level and battery voltage. You can control lighting, AC, boiler and temperature. The system also has several alarm functions that remind you when it's time for service or if a fuse has blown. Everything is conveniently displayed on the Smart D screen. Standard in Royal and Imperial.

Which language do you want to navigate your KABE Smart D-panel with? You can easily select your language of choice, just like on your smart-phone.

KABE Smart D Remote allows you to control the caravan's control panel remotely via an app from wherever you are. For example, you can start the AC on your way home from the beach or increase the heating and set up welcoming lights before the final run on the ski slopes! KABE Smart D Remote is integrated with a 4G router with an internal antenna and a mobile modem (external antenna is available as an option).

In addition to controlling heating, lighting and monitoring the caravan's functions and alarms via your cellphone, you also have access to a wireless internet connection on your trip. KABE Smart D Remote\* is available as an option for Royal and Imperial.

KABE Smart Level – **winner of the European Innovation Award (EIA) in the Vehicle Equipment category 2023** – monitors gas level\*\*, tyre pressure and the caravan's tilt when parked. The panel shows the gas level, so you don't have to worry about running out unexpectedly during your trip. The tyre pressure sensor helps you maintain the correct air pressure in the tyres, ensuring a safer and more fuel-efficient drive. KABE Smart Level also includes a level indicator that shows the tilt of the caravan when parked, which affects both comfort and functionality in the living space. Standard in Imperial and optional for Royal.

The large AGM 130 Ah battery allows for higher current draws and has lower self-discharge rate. The battery sensor allows you to monitor your battery's performance and how long the charge will last at various levels of consumption via the Smart D panel (included with the Eco package).

\* With your purchase of KABE Smart D Remote, a 36 month subscription is included. After 36 months, you will pay a yearly fee for the use of the app. A separate mobile data subscription is needed as well.

\*\* With the use of one gas bottle, not for composite bottles.



# QUALITY

## More than 65 years of know-how and experience

KABE caravans are designed to suit both the Scandinavian climate and the roads further south. All models are manufactured in our own factory in Tenhult, Småland, which today is one of Europe's most modern. A passionate team of developers, designers and assemblers bring over 65 years of expertise and experience to the table. Our goal is to always offer the highest quality in every price segment of the market.





# How we build at KABE

You can recognize a KABE by its distinctive exterior design and colour scheme. Behind the elegant exterior you will find a series of unique constructions and systems designed to work together efficiently.

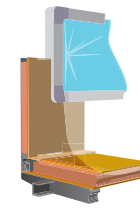
It's the whole that defines KABE's high quality and standards. This includes a custom chassis for safe driving, a robust and moisture-proof body and a meticulously engineered system for heating, insulation and ventilation.

Much of the quality is in the details, and in KABE you will find numerous smart and durable solutions that contribute to the final product's excellence. Many of our functions and solutions are unique to our brand.

We simply build caravans that we ourselves would want to live in: comfortable, functional and well equipped with the best year-round features on the market. To provide you with a relaxing holiday experience on wheels and always feel happy and safe in your KABE, wherever you go.



## KABE-quality from start to finish



### iWall construction

**iWall construction delivers maximum stability and an absolutely waterproof body!**

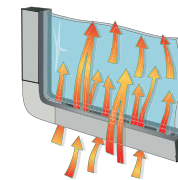
- The body is built with the Sandwich principle: outer sheet metal, 36 mm Ecoprim insulation, inner sheet metal and a wall covering that absorbs any condensation.
- Ecoprim is a waterproof material that is manufactured with closed cells, which means that it cannot absorb any moisture.
- Aluminium sheets on both sides of the Ecoprim insulation significantly reduce the impact from temperature differences.



### Sealed roof joints

**The transition from roof to walls is sealed in several stages.**

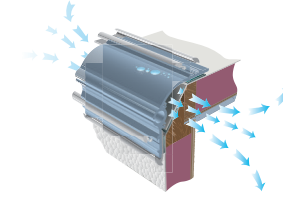
- First, the joint between roof and wall is carefully sealed with elastic butyl compound.
- In the next step, we overlap the roof sheet with the wall sheet to completely avoid leaks.
- KABE's unique iWall construction provides an unlimited number of attachment points – important for adding optional equipment.



### Sealed windows

**Double-glazed energy efficient windows ensure that your caravan does not release more heated air than necessary during the cold season and vice versa when it is hot.**

- Energy efficient windows with polyurethane frames that create a seal against the double pane glass provides maximum insulation.
- The window frame is insulated with built-in ventilation, which prevents condensation on the inside of the window when the curtain is drawn at night.



### Aluminium profile

**The profile is attached both from the side and from above for maximum strength.**


- Custom designed, extra wide profile in the joint between ceiling and wall.
- The profile has an air gap that ventilates the joint between wall and ceiling.
- The profile is mounted with double sealing strips and screwed together from two sides.
- Built-in awning rail is included on both sides of the caravan.



### Butyl seals

**Butyl tape retains its elasticity throughout the life of the caravan.**

- Butyl tape is used throughout for all sheet metal joints, overlaps and screw bushings.
- Approx. 20 kg of sealing compound is used in each caravan.



### KABE Safety Driving System

**KABE's axles provide comfortable and stable driving, and are adapted to the caravan's maximum load.**

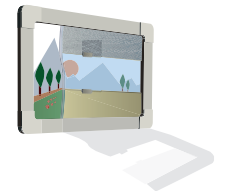
- Chassis with warm galvanised steel profiles.
- Electronically controlled anti-skid system provides extra safety on the road (not in Estate, optional in Gemstone).
- Axles that deliver comfortable and secure driving.
- Longer and stabilising tow bars.
- All models are equipped with a friction clutch.
- Our single axle caravans include premium tyres.



### Plastic beams

**KABE's unique construction provides a safe caravan with a long lifespan and documented good resale value.**

- KABE uses plastic beams with integrated air ducts in all moisture-exposed parts of the body.
- Patent is pending for the KABE-designed plastic beams.
- Our plastic beams have superior insulation properties.
- The plastic beams also provide better connections between the different parts of the body.



### Unique windows with smart details

**KABE's windows include all the features required for comfortable caravan living.**

- The smooth and medium tinted exterior of the window panes protect against heat.
- Integrated screens and blackout curtains are included.
- All windows (except the kitchen window and the windows in our Estate-models) are fluidly opened. A front window that can be opened is standard (not for Estate).




### Connecting beams in floor

**The body can withstand very high loads, for example large amounts of snow on the roof.**

- Extra beams between lengthwise chassis joists provide a more stable floor and an extra torsionally rigid chassis.
- Connecting beams for best possible stability.
- The chassis has outriggers from the lengthwise side beams, to relieve the weight where the floors and walls are joined.



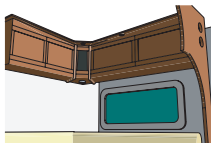
# The details make all the difference



## Soft, light reflecting and sound insulating ceiling

The soft inner ceiling creates a cosy indoor environment and reduces the sound from rain and wind.

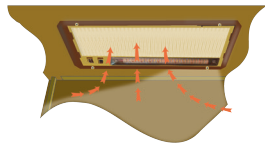
- KABE is the only manufacturer to feature an exclusive 'soft ceiling' design, with better acoustics inside the caravan.
- Our 'soft ceiling' absorbs sound and improves the ceiling's insulation properties.



## KABE-quality in every interior and all carpentry

Furniture construction and interiors are always produced in KABE's own facilities.

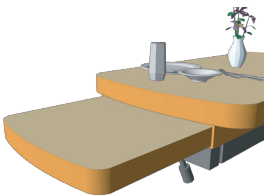
- Scandinavian design throughout the interior.
- Overhead cabinet doors open with a light touch.
- Kitchen drawers are equipped with soft-close and central locks.
- Robust and durable interior optimised for lighter weight.



## A well equipped kitchen

In the KABE kitchen you will find equipment and details just like your kitchen at home.

- Built-in, two-speed kitchen fan with lighting.
- Removable grease filter for easy cleaning.
- Stove with electric ignition.
- The market's best refrigerator ventilation system with roof vents.



## ...more details in the kitchen

With many smart solutions the compact caravan kitchen appears bigger than you think!

- Kitchen table with an integrated extension provides additional space (not for Estate or pedestal tables).
- Practical pull-out wire shelf in the kitchen in several models.
- Kitchen counter with plenty of space.
- Large fridge with freezer compartment, 167 litres (not for Estate 470 GLE and Royal/Imperial 630 TDL FK).



## Best seating comfort in the market, premium upholstery and textiles

With friends around the table or in front of the TV, you are always comfortably seated.

- Ergonomically designed sofas with durable, recycled Premium Foam cushions.
- Highest quality, wear-resistant upholstery.
- Several collections to choose from and the possibility to combine curtain sets with upholstery options (modern panel curtains or classic curtains with a valance).



## Adjustable sofas and more

Adjustable sofas provide more efficient cleaning.

- Headrest and accent pillows standard in Royal and Imperial.
- Slide-out function with an adjustable seat and back cushion is standard in Imperial.
- Adjustable headrest, height and side to side, in the corner sofa (included with Estate and Gemstone Comfort package).
- Anti-slip fabric on the underside of all cushions keep them firmly in place.
- Leather upholstery or artificial leather is standard in Imperial.



## A practical, safe and secure bedroom

The bedroom is designed as a comfortable place to sleep and relax.


- An air vent located in the bedroom area quickly provides fresh air in the caravan.
- A movable Velcro magazine pocket is provided bed side.
- Under-bed storage with lighting.
- Smoke detector and ground fault circuit breaker.



## Very comfortable beds

A good night's sleep and extra comfortable for reading in bed.

- Spring mattresses and thick mattress pads (not in bunk beds) guarantee a good night's sleep.
- Our adjustable headboards provide extra comfortable reading in bed (not for Estate).
- Electric headboard (standard Imperial, included with Gemstone Comfort package and available as an option for Royal).
- Several models can be equipped with a combined loft bed/overhead cabinet.



## ...more comfort details

Adjustable beds with soft-close for extra easy and efficient cleaning.

- Fitted bed slats support your body when lying down.
- Adjustable beds with soft-close.
- Under-bed storage space with our custom designed convectors at the access door provides better heat in the bedroom area.
- Headboard with cosy lighting.



## A bathroom with a shower

A private shower gives you an increased feeling of freedom.

- Shower insert, water-proof wall covering, practical extendible hand shower and shower curtains are available in our various models.
- Several layouts have a walk-in shower.
- Lock for the bathroom door.
- Outside shower outlet with both warm and cold water (standard in Royal and Imperial).



## Dryer cabinet

Dryer option after an active day outdoors is a practical feature in many of our models.

- Dryer cabinet with a custom designed drip pan for drying of shoes.
- The dryer cabinet has a special convector and an adjustable roof valve for maximum heat circulation.
- Heated shoe compartment in the entry.
- Wardrobe with room for coats and outerwear.



## Lots of lighting throughout

Night light provides a guiding light in the caravan at night.

- Light fixtures with built-in spotlights.
- Our Royal and Imperial models feature integrated lighting in the window frames in the seating area in front.
- Night light with the switch located by the bed.
- Interior light switch for exterior lights, the lighting in the gas compartment and ski storage.
- Lighting in wardrobes and under-bed storage.
- Modern switch with touch-function.



## KABE Smart D

With KABE Smart D control unit, you can manage many of the caravan's functions.

- Easy-to-operate electrical panel with touch-screen display.
- The electrical system detects the battery strength and automatically charges when necessary.
- The system keeps track of water level, temperature and battery voltage (standard Royal and Imperial).
- KABE Smart D Remote is available as an option for Royal and Imperial.




## KABE Smart Level

Complete control with Smart Level! The KABE Smart D panel includes KABE Smart Level, with three practical functions.

- The panel shows the current gas level (for the use of one gas bottle, not for composite bottles). No need to worry about the gas running out unexpectedly.
- The tyre pressure sensor helps you maintain the right air pressure in the tyres.
- A level indicator shows the tilt of the caravan when it's parked.

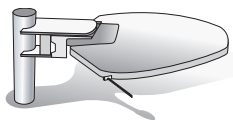
Your comfortable KABE life made even a bit simpler with full control of the situation.



## Electrical box

A modern caravan has a large consumption of power, therefore the charger must have a high capacity so that the battery is always in the best condition.

- Electrical box with 230 V input and 16 A automatic fuse with earth fault switch, control lights for electricity, 230 V / 12 V outlet, TV-outlet for cable TV and outside TV (not for Estate).
- Controls that indicate the power supply.
- Electrical box with lighting (standard in Royal and Imperial).
- Battery charger for 25 / 30 A.



## Ready for TV reception

Your KABE is equipped for the best reception.


- Electronic TV antenna for both analogue and digital reception.
- Exterior connection for the TV, cable TV and 12 / 230 V.
- Equipped with a TV-antenna outlet in three places: in the living area, bedroom area and the electrical box.



## Sound and visual

A KABE-life as connected as you want!

- Multimedia player with DAB included in Royal. KABE premium sound system with DAB is standard in Imperial. DAB radio is standard in Estate and Gemstone.
- Built-in speakers in the front of the caravan.
- A wireless router is standard in all models.
- External antenna for the router is available as an option.
- Adjustable TV-mount in several models.
- Wireless charger for mobile phones located in the entry (standard in Royal and Imperial).



## Gas control

Convenient and safe gas handling.

- The gas compartment is integrated in the front of the caravan.
- Room for two gas tanks as well as luggage.
- The gas compartment has a frame at the base to keep everything in place when you open the access door.
- The gas compartment includes lighting, an exterior gas outlet for a grill and a leak indicator for manual control of the gas system.
- Removable fitted protective mat.



# Unique comfort every day of the year

Manufacturing caravans for Scandinavia and the rest of Europe is a significant challenge. The climate is extreme and can vary from warm and dry summer to damp and windy autumn and cold winter with heavy snow. This places sky-high demands on heating, insulation, and ventilation to ensure that your caravan is both safe on the road and comfortable to live in year-round.

All our caravans are built for maximum ventilation. The placement and thoughtful design of the furniture ensure optimal air circulation. Our underfloor heating system provides even warmth across the entire floor and KABE's patented wall construction provides the best possible indoor climate.

Our goal is to make your winter holiday as comfortable as your summer vacation. The technical solutions in our construction and our unique heating and ventilation solution, Smart Climate System, make your KABE one of the best year-round caravans on the market. When you and your family set off, you can trust that our systems and equipment are carefully developed to withstand various types of challenges from the outside elements.

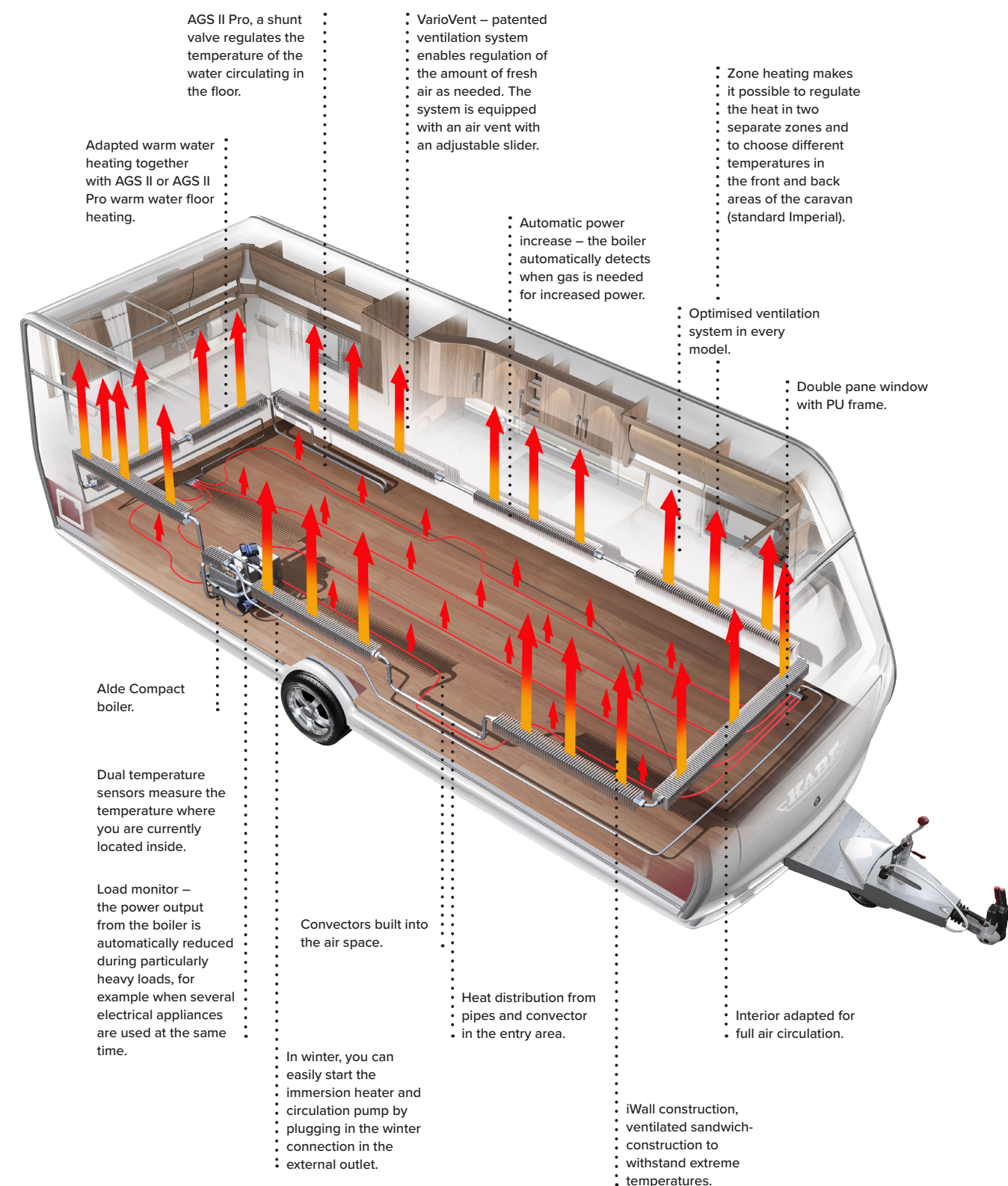
In our Imperial-models, the Alde zone heating system is included, which lets you control the heating in two separate zones – the back and the front areas of the caravan. The bathroom is always comfortably heated via a return loop.

The efficient Dometic FreshJet FJX4 2200 is a ceiling-mounted climate control system with quiet and energy-efficient operation and an aerodynamically designed exterior unit. The system can be managed via remote control, the Dometic Climate app, the touch-panel on the interior unit or via the KABE Smart D panel. Night mode with reduced fan speed and Clean Air technology that reduces bacteria and unpleasant odours are included. Standard in Imperial, optional for other models.

With more than 65 years of experience and ongoing product development, we can proudly say that every KABE-caravan answers these tough requirements – and then some.

Find out more on the next page!


## KABE Caravan heating systems





# Warm in the winter and cool in the summer

## SMART -CLIMATE+ SYSTEM



### Intelligent heating system

We prioritise your comfort! The following is always included in all KABE caravans:

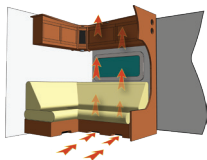
- AGS II or AGS II Pro warm water floor heating.
- Maximised convector length and densely packed convectors.
- Optimised ventilation system.
- Interior adapted for full air circulation.
- iWall construction.
- ALDE Compact boiler.



### Balanced heat distribution

KABE caravans are designed for the best possible heat distribution.

- KABE design allows the warm air to pass freely from the floor, under beds and sofas, and up to the ceiling through our ventilated overhead cabinets.
- KABE has the market's best and most even heat distribution in the living area and in other spaces (wardrobes, bathrooms and overhead cabinets).



### Ventilated sofas and beds

Sofas and beds are carefully positioned to create an air space which enables full air circulation under all beds and bases.

- Sofa backrest and cable trays are angled to accelerate the airflow past the windows.
- The sofa backrest and the space by the bed are heated when warm air is distributed along the wall.

### Central heating

The powerful heating system can withstand large temperature differences between the outside and inside.

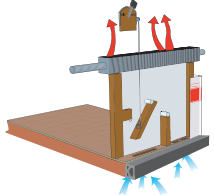
- Heating boiler ALDE Compact 3030 with a touch-screen display and an electric cartridge of 3 kW. Propane gas operation with 5,5 kW (5500 W) for a total effect of 8,5 kW.
- The heating system has a 12 V circulation pump, integrated water heater and separate expansion tank.
- A cover is placed around the gas unit for the most efficient hot water effect.
- Roof vent in several models for maximum operational reliability.



### Inner sheet metal in walls

The sheet behind the wall covering is heated by the indoor temperature and helps prevent condensation.

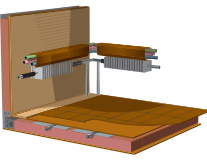
- KABE sandwich construction consists of an outer sheet, ecoprim insulation, an inner sheet and inside wall covering.
- The heat from the radiators advance up along the walls.
- The inner sheet in the wall distributes the heat evenly across the entire wall, whereas plywood walls, for example, do not conduct any heat at all.



### Optimised ventilation system – patented KABE VarioVent

With KABE VarioVent, you can easily regulate the air intake in the caravan.


- Our patented ventilation system enables regulation of the amount of fresh air as needed.
- The system is equipped with an air vent with an adjustable slider.



### Integrated heating system

KABE's warm water system heats from the outside and in, so that walls, furniture and interior are heated as well.

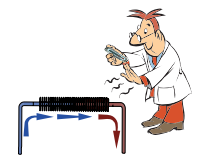
- The floor heating system is connected to the convector system, which means that the air circulates throughout the entire caravan when the heat is turned on.
- The system is powered by both gas and electric.
- KABE is constructed with extra wide convectors under all windows to maintain maximum heat in the air so that any condensation is vented away from the windows.



### Ventilation in walls and floors

KABE's unique construction easily prevents moisture in the walls (especially winter time) and eliminates the risk of moisture damage.

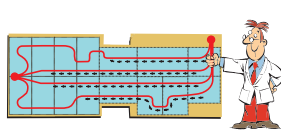
- KABE is the only manufacturer to include a ventilating inside wall covering that allows the warm air circulating up the walls to pass through.
- Condensation on the floor is caught by the ventilating floor covering along the outer edge and dries out when you turn on the heat.
- KABE's inside wall covering has a sound insulating effect.



### Additional heating features

KABE's insulation in walls and windows keep you warm in winter and cool in summer.

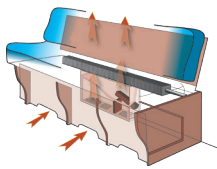
- To avoid cold drafts, we take extra care with the insulation around fresh air intakes and heating convectors.
- The insulation contributes to optimal heat exchange.
- With double temperature sensors, one in the sleeping area and one in the front seating area, the heat can be adapted to where you are in the caravan.



### Superior floor heating comfort

Comfortable warm floors throughout the entire caravan!


- Our custom designed patent-pending automatic warm water floor heating system – AGS II – with four loops provides more even heat.
- The heat circulates in aluminium ducts that reach all the way to the front door, kitchen cabinets and bathroom.
- Heating plates distribute the heat evenly over the entire floor.



### Optimal air flow

Ventilation and air flow are key to maximum living comfort in your caravan both in winter and summer.


- Our interior is adapted to provide optimal air flow throughout the caravan, even behind cabinets and sofas.
- The distance between sofas and beds and the angle of the sofa backrest are carefully calculated.



### Automatic power increase

KABE's winter connection is practical for parked caravans. Your caravan is heated on arrival and ready for the weekend's skiing adventure.

- The boiler automatically detects when gas is needed for increased power.
- In winter, simply start the electric cartridge and the circulation pump by switching on the winter connection. When you connect to electricity (230 V) via the exterior electrical outlet, the winter connection is activated at the preselected temperature.



### AGS II Pro

Adjusts the heat according to your personal needs.

- With AGS II Pro (standard in Gemstone, Royal and Imperial), the floor heating can be operated separately.
- A shunt valve regulates the temperature of the water circulating in the floor.
- To reduce energy consumption, the system is interval controlled. The water circulates in the system during certain pre-set time periods, which reduces the energy consumption in the boiler and protects the battery at the same time.



### Angled cable ducts

Efficient and energy-smart details.


- Maximum heat is absorbed from the convector and accelerates the airflow past the windows.
- Our unique cable ducts are angled to allow the air to flow freely past the windows.
- Electrical wiring, water and waste water pipes are hidden in the cable ducts.
- In winter, the construction quickly thaws residual water in the pipes.



### Load monitor

Helps you conserve electricity.

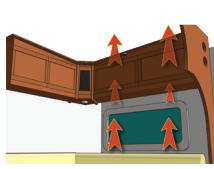
- The boiler's power consumption of electricity is automatically reduced during particularly heavy loads, for example when several electrical appliances are used at the same time.



### Pull-out ski storage and access

Easy to organize all holiday luggage, including ski equipment.

- Pull-out, heated ski storage with lighting.
- An indicator on the light switch in the caravan shows whether the lighting is on or off.
- Storage access under the bed with built-in air flow ducts.
- The storage access door makes it easy to reach the space under the bed from the outside (standard in Royal and Imperial).







## SAFETY

All the time in every situation

We want you to feel secure in your investment, so that you can fully enjoy your days off. That's why our caravans are built to the highest safety standard and meticulously tested to optimise the use and experience in every location and in all situations.




# With your safety in mind

We have great respect for the challenges you face on the road. Slippery surfaces, moisture and rapid temperature changes are just a few examples. That's why we invest heavily in your safety. When you purchase a KABE, you get a caravan built in one of Europe's most modern caravan factories, designed to make your driving experience as safe and comfortable as possible.

All KABE caravans are equipped with our proprietary KABE Safety Driving System. Our system makes it safer than ever to tow the caravan on the roads. KABE Safety Driving System includes a chassis with longer tow bars and a roll-stabilising axle. Royal- and Imperial-models also include an electronically controlled anti-skid system. If the caravan starts to sway, the system detects this in a few thousandths of a second and stabilises the car and caravan with immediate and smooth braking. Friction clutch has long been standard in all KABE caravans, as well as premium tyres that help the caravan handle challenges on the road even better.



**KABE Safety Driving System.** Chassis with warm galvanised steel profile. Electronically controlled anti-skid system (not in Estate, available as an option for Gemstone) provides extra road safety. Axles that provide a comfortable and smooth drive. Longer, stabilising tow bars.



**Extra rigid chassis.** Extra beams between lengthwise chassis joists result in a more stable floor and an extra torsionally rigid chassis. Connecting beams provide the best stability possible. The chassis has outriggers from the lengthwise side beam, to relieve the weight pressure where the floor and walls are joined. The body can withstand very high loads, for example, large amounts of snow on the roof.



**Tyres and clutch.** Our single axle caravans feature premium tyres. 14" steel rims are standard in Estate and 15" aluminium rims are available as an option with the Design package. 15" aluminium rims are standard in Gemstone and Royal as well as 17" Diamond Cut aluminium rims in Imperial (available as an option for Royal). All models include friction clutch.





**CLIMATE CHAMBER**

In the climate chamber, the caravans are carefully tested.



**-35 TO +55 DEGREES**

Our caravans are tested in temperatures from -35 up to +55 degrees.



**QUALITY**

With the help of thermal cameras, we ensure that the construction delivers the quality we strive for.



**COMPLETELY WATER PROOF**

Advanced technology is used to check that the caravans are absolutely waterproof.




**OPTIMISED WEIGHT DISTRIBUTION**

Scales are used to balance and optimise the weight distribution between axles.



**TOWING CAPACITY**

Measuring equipment is used to check towing capacity.



**DURABILITY**

Pressure is used to test the strength of the caravans.



**AIRFLOW**

Airflows are carefully checked with smoke.



**VENTILATION**

Correct ventilation is vital and carefully tested.



**GAS SYSTEM**

The gas system is pressure tested.



**ELECTRICAL SYSTEM**

Electrical systems and other important functions are carefully checked before our caravans can leave the factory.




**DURABILITY TEST**

Durability tests are performed and simulated with equipment corresponding to 10,000 km of normal driving.



**RAIN CHAMBER**

In the rain chamber, the caravans are challenged with a high pressure sprayer.



**BODY ENDURANCE TEST**

Endurance tests are performed on every part of the body.



**MANUFACTURING**

We use state-of-the-art technology to manufacture every caravan.

# Built for the toughest tests

Nothing in a KABE is left to chance. Throughout you will always find thoughtful design combined with the highest quality construction and materials. To achieve this, we conduct extensive tests for even the smallest details and functions. For example, the caravan is tested in our climate chamber to withstand temperature differences of as much as 90 degrees. With our advanced technology, we ensure that the caravan is completely sealed. We also check endurance, durability, airflow, electrical systems and much more. It is a matter of KABE-quality and safety that stands up to the tough tests.



# 10 important reasons to choose KABE

## Year-round comfort

KABE caravans are designed for many different climates, to function as well during cold winter as in hot summers. We take no shortcuts when it comes to insulation, ventilation and heating. For maximum stability and complete moisture control, the body is built with KABE's own iWall system. All models are equipped with the Alde 3030 boiler and warm water heating is standard. Many of the important year-round features are built into the design and may not be visible when you step into the caravan for the first time. But you will definitely notice the difference when get to know your KABE.

## Quality

A caravan from KABE maintains the highest quality down to the smallest detail, and our models are developed from scratch in KABE's own manufacturing facility in Tenhult, Småland. KABE continuously works on product development and each new model year is characterised by several interesting innovations. We design and test new solutions in our own development centre and every single caravan is built in our own factory, which is one of Europe's most modern. We have skilled employees, our own electricians, a carpentry shop and a modern machine department. And our subcontractors are among Europe's leaders in their various fields.

## Resale value

No matter which model you choose, you can be sure your KABE represents the best quality in the market for every price segment. Much of what is standard in a KABE, you have to pay extra for from other manufacturers. It is a matter of quality and function that lasts. You can feel confident that the value of your KABE will hold up well in the future.

## Technology

Your new KABE always includes cutting edge technology and it is one of the most well equipped caravans in the market. At KABE, we think ahead and put lots of time and effort into preparing for future challenges with smart solutions and technology development. In recent years, we have received several prestigious awards for our innovations, including ventilation and heat recovery. We do everything possible for the most comfortable experience on the road. So, before you start comparing prices – find out what is actually included in your KABE.

## Design

Our modern and spacious interior with light colours and materials, is truly Scandinavian design at it's best. You will find thoughtful details such as recessed cabinet doors, rounded corners and ergonomically designed seat cushions. Materials are carefully selected with high quality and the result is that special KABE-feeling, where superior design and function always go hand in hand. The exterior is characterized by timeless, elegant lines and graphics that give each KABE its distinctive character.

## Functionality

With more than 65 years of experience, KABE develops and builds caravans for active, year-round use. Your KABE includes many smart solutions for a KABE-lifestyle that is as convenient and relaxing as you like. Some examples are the practical ski storage with lighting, central locks for kitchen drawers and USB-outlets that are placed exactly where you need them.

## Climate and environment

At KABE, environmental issues are top priority and we are committed all the way – from material selection and production technology to energy values and emission levels. We want to lead the development towards an even more climate- and environmentally adapted caravan industry. Naturally, we stand behind UN's global goals for sustainable development, good working conditions, increased diversity and equality, and to maintain a high standard in business ethics.

## Safety

When you buy a KABE you invest in safety. We want you to feel secure in your investment and fully enjoy the days in your caravan. Our dealers include a 7-year warranty on water infiltration with all new models. Your safety on the road is extremely important to us. Our caravans are equipped with several active safety systems. And in case of an accident, your KABE has well developed passive safety systems that protect you in a collision.

## Authorised dealers

KABE has a wide network of authorised dealers and service stations, not only throughout Scandinavia, but in several European countries as well. They provide expert advice and help you with financing and insurance for your KABE. And once you are on the road, we have more than 100 authorised service stations in northern Europe. You will always find professional help, should you need it. Many have worked with us for decades. You are in safe hands!

## Lots of flexibility

There is a KABE for everyone. It's just a matter of figuring out which size, model, equipment and price range is right for you and your family. When you find your favourite model, you can select the optimal floor plan with KABE's Flexline System. There are many options and great flexibility. With our online product configuration system, building your KABE is easy. Choose “Build your KABE” on our home page [www.kabe.se/en](http://www.kabe.se/en), or visit one of our dealers.





# 2025 MODEL PROGRAM

## A KABE for everyone – find your favourite!

To fit the different needs of our KABE-owners, we have developed four model series, each with it's own unique features. There is always a perfect KABE. Whether you choose a slightly smaller caravan or a larger model, you can be sure it includes year-round comfort, excellent quality, safety and lots of smart solutions.

### KABE series and models:



**ESTATE**  
Entry level model with KABE-quality all the way.



**GEMSTONE**  
Built with extensive standard equipment for flexibility and comfort.



**ROYAL / ROYAL HACIENDA**  
A complete leisure home with full KABE standard and high quality equipment.



**IMPERIAL**  
KABE's premium series with extra large and luxurious models that offer a superior and comfortable living experience.

ESTATE	GEMSTONE	ROYAL / ROYAL HACIENDA	IMPERIAL
Estate 470 XL	Briljant 470 XL		
Estate 470 GLE			
Estate 520 XL	Smaragd 520 XL	Royal 520 XL	
	Smaragd 540 GLE	Royal 540 GLE	
	Ametist 560 XL	Royal 560 XL	Imperial 560 XL
Estate 560 GLE	Ametist 560 GLE	Royal 560 GLE	
		Royal 600 XL	Imperial 600 XL
		Royal 600 CXL	Imperial 600 CXL
Estate 600 TDL	Safir 600 TDL	Royal 600 TDL	
Estate 600 GLE	Safir 600 GLE	Royal 600 GLE	
Estate 600 GDL	Onyx 630 TDL	Royal 630 TDL	Imperial 630 TDL
		Royal 630 TDL FK	Imperial 630 TDL FK
	Onyx 630 GLE	Royal 630 GLE	
Estate 660 DGDL			
		Royal 740 TDL	Imperial 740 TDL
		Royal 740 CTDL	Imperial 740 CTDL
Estate 780 DGDL		Royal 780 TDL	Imperial 780 TDL
		Royal 780 TDL FK	Imperial 780 TDL FK
Estate 780 BGXL		Royal 780 BGXL	Imperial 780 DGLE
		Royal Hacienda 880 TDL	Imperial 880 TDL
		Royal Hacienda 880 TDL FK	Imperial 880 TDL FK
		Royal Hacienda 880 BTDL	Imperial 880 BTDL
		Royal Hacienda 880 DTDL	Imperial 880 DTDL
		Royal Hacienda 880 GLE	Imperial 880 GLE
		Royal Hacienda 1000 TDL	Imperial 1000 TDL

# KABE FLEXLINE

## Your personal floor plan

With KABE Flexline, you can choose the model and floor plan that suits your personal needs best. Create your dream-KABE in peace and quiet, at home. Every available option and possibility is clearly displayed in KABE's flexible configuration tool at [www.kabe.se/en](http://www.kabe.se/en). And when you are done, a summery of your KABE caravan will be presented, including price and contact information for the nearest dealer.

### Choose floor plan in 4 steps:

#### 1. SELECT MODEL AND LENGTH

Our caravans are available in 4 model series.

Model	Interior length
Estate	473-720 cm
Gemstone	473-630 cm
Royal / Hacienda	522-940 cm
Imperial	550-940 cm

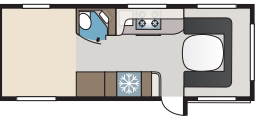
#### 2. SELECT WIDTH

Our caravans are manufactured in two widths.

Model	Interior width
Standard	215 cm
King size	235 cm

#### 3. CHOOSE BETWEEN 3 FLOOR PLANS

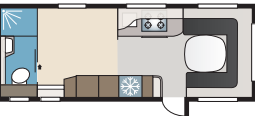
**GLE:** Bathroom and shower are placed along the side in the middle of the caravan.



**XL:** Bathroom and shower (walk-in shower in DXL) are placed in the rear corner.



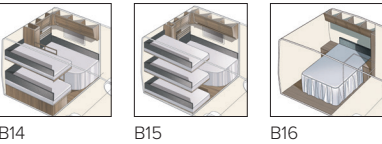
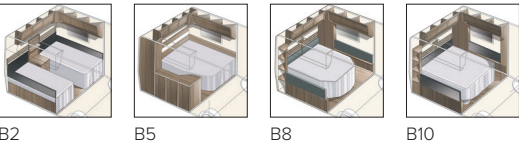
**TDL:** Bathroom with a separate walk-in shower spans the entire width of the rear of the caravan.



#### 4. CHOOSE BETWEEN 12 FLEXLINE OPTIONS

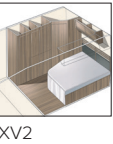
##### GLE

Select a floor plan...



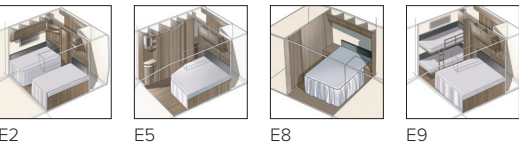
##### XL

Select a floor plan...



##### TDL

Select a floor plan...



In addition, there are several other models and options with bunk-beds for your family



2025 standard equipment	Estate	Gemstone	Royal Royal Hacienda	Imperial
BODY				
14" steel rims	✓			
15" grey aluminium rims		✓	✓	
17" Diamond Cut aluminium rims				✓
AL-KO fully galvanised steel profile chassis with self adjusting brakes		✓	✓	✓
Storage access door (not for B8, B10 floor plans)			✓	✓
Decals in the lower front air intakes			✓	✓
Continental tyres (not for Estat,e except 2000 kg chassis)		✓	✓	✓
36 mm Ecoprim-insulation (floors, ceilings and walls)	✓	✓	✓	✓
Electronic stabilisation system, ATC (anti-skid system)			✓	✓
Exclusive body with all-round integrated profile		✓	✓	✓
Fitted protective mat in the gas compartment		✓	✓	✓
Window in front door		✓	✓	✓
Extended tow bar	✓	✓	✓	✓
Knott chassis with self adjusting brakes	✓			
Anti-lurch friction clutch	✓	✓	✓	✓
Kitchen window	✓	✓	✓	✓
Lighting along the entire exterior entry side			✓	
Medium-tinted windows with screens and black-out curtains	✓	✓	✓	✓
Unique "soft" ceiling design	✓	✓	✓	✓
Screen door	✓	✓	✓	✓
Plastic beams	✓	✓	✓	✓
Inertia brake with automatic reverse	✓	✓	✓	✓
Sandwich-construction	✓	✓	✓	✓
Pull-out ski storage with exterior lock and lighting	✓	✓	✓	✓
Smooth exterior panels with decal graphics	✓			
Smooth exterior panels with printed graphics		✓	✓	
Smooth exterior panels with Innovation Design graphics				✓
Sturdy and waterproof body	✓	✓	✓	✓
Mud guards behind wheels	✓	✓	✓	✓
Skylight 40x40	✓	✓	✓	✓
Heki II skylight			✓	
Heki II skylight with lighting				✓
Total weight 2000 kg / 2650 kg				✓
Tow-bar cover		✓	✓	✓
Full width integrated gas compartment with lighting	✓	✓	✓	✓
Mini Heki roof vent with screen and black-out shade	✓	✓	✓	✓
Ventilating inside wall covering	✓	✓	✓	✓
Front door (Seitz) with integrated screen and threshold heat	✓			
Front door (Seitz) with a window, integrated screen and threshold heat		✓	✓	✓
Front window that opens		✓	✓	✓

KABE will not be held liable for printing errors and typos. KABE reserves the right to design and data updates without prior notice.

2025 standard equipment	Estate	Gemstone	Royal Royal Hacienda	Imperial
CLIMATE / HEATING				
12 V circulation pump / 230 V, 3 kW, 3-step electric cartridge	✓	✓	✓	✓
Air conditioner FreshJet FJX4 2200				✓
Alde Compact 3030 central heating with touch-screen for clock, indoor and outdoor temperatures	✓	✓	✓	✓
Automatic warm water floor heating system – 4 loops (AGS II)	✓			
Automatic warm water floor heating system – 4 loops and shunt system (AGS II Pro)		✓	✓	✓
Load monitor that automatically reduces or disconnects the boiler's power consumption		✓	✓	✓
Dual temperature sensors		✓	✓	✓
Optimised ventilation system	✓	✓	✓	✓
Drying cabinet with drip tray and ventilation that can be closed (available in several models)	✓	✓	✓	✓
Heated shoe compartment		✓	✓	✓
VarioVent – unique ventilation system		✓	✓	✓
Air vent	✓	✓	✓	✓
Alde zone heating				✓
KITCHEN				
Kitchen counter in Nussbaum Ombre with 3-burner gas stove	✓			
Kitchen counter in Atlas Zeder with 3-burner gas stove		✓		
Kitchen counter in Atlas Zeder with 4-burner gas stove and built-in oven (not for 540 GLE and 560 GLE)			✓	
Kitchen counter in Atlas Zeder with hybrid stove gas-under-glas (induction and two gas burners) and built-in oven				✓
Single handle kitchen and bathroom faucets	✓	✓	✓	✓
Recessed drawers		✓	✓	✓
Interior wastewater tank	✓	✓	✓	✓
KABE AutoDrain (automatic emptying of the water system)				✓
230 V / 12 V / gas refrigerator: 167 litre volume, 29 litre freezer (not for Estate 470 GLE, Royal/Imperial 630 TDL FK)	✓	✓	✓	✓
Refrigerator front – matte black	✓			
Refrigerator front – Atlas Zeder		✓		
Refrigerator front – matte black metallic			✓	
Refrigerator front – gloss black metallic				✓
Motorised kitchen fan with grease filter and lighting	✓	✓	✓	✓
Cover for the kitchen sink	✓	✓	✓	✓
Microwave below the fridge				✓
Optimised refrigerator ventilation	✓	✓	✓	✓
Plexiglass with lighting by the kitchen backsplash		✓	✓	✓
Soft-close kitchen drawers	✓	✓	✓	✓
32 litre wastewater tank (built-in with external wastewater bag)	✓	✓	✓	✓
Stove with electric ignition	✓	✓	✓	✓
Black handles	✓	✓	✓	
Black chrome handles				✓
Moulding with two hooks above the kitchen counter		✓	✓	✓
40 litre watertank with external filling	✓	✓	✓	✓
BATHROOM				
Connection for outdoor shower / hot and cold water			✓	✓
Automatic water system / water heater	✓	✓	✓	✓
Walk-in shower / shower stall with a hand shower / shower curtain and bar	✓	✓	✓	✓
Heated towel rack (with a timer in some models)			✓	✓
Urban Style bathroom countertop (faux stone look)	✓	✓		
Light Concrete bathroom countertop (light concrete look)			✓	✓
Fixed swivel flush toilet with external emptying	✓	✓	✓	
Fixed swivel flush toilet with ceramic bowld and external emptying				✓



2025 standard equipment	Estate	Gemstone	Royal Royal Hacienda	Imperial
LIVING ROOM				
2 fabric collections (Fontana, Phoenix)	✓			
4 fabric collections (Tulsa, Phoenix, New Haven, Durham)		✓	✓	✓
2 leather collections (Baltimore, Hollywood) or artificial leather (Las Vegas) – surcharge			✓	
2 leather collections (Baltimore, Hollywood) or artificial leather (Las Vegas)				✓
Anti-slip fabric on the underside of cushions	✓	✓	✓	✓
Bar cabinet with tinted plexiglass and bottle storage (from the side) in cabinet		✓	✓	✓
Ergonomic seat cushions	✓	✓	✓	✓
Exclusive upper cabinet doors		✓	✓	✓
Panel curtains	✓			
Curtains with a valance		✓	✓	✓
Soft-close upper cabinet doors	✓	✓	✓	✓
Superior quality carpentry	✓	✓	✓	✓
Shelves in the front corners		✓	✓	✓
Indirect lighting under the overhead cabinets		✓	✓	✓
Nussbaum Ombre interior	✓			
Atlas Zeder interior		✓	✓	✓
Floor coordinated with the interior	✓	✓	✓	✓
Headrest with adjustable height and side-to-side adjustment (option with Estate and Gemstone Comfort package)			✓	✓
Upper kitchen cabinet doors in Grau with wood trim and a black accent stripe	✓			
Upper kitchen cabinet doors in Atlas Zeder		✓		
Upper kitchen cabinet doors in Cashmere			✓	
Upper kitchen cabinet doors in Sabbia High Gloss				✓
Premium Foam cushions		✓	✓	✓
Accent pillows (in Estate for the front seating area only)	✓	✓	✓	✓
Slide-out sofa				✓
Grau ceiling light with wood trim	✓			
Ceiling light covered in faux suede (as well as light fixture in the front of FK-models)		✓	✓	✓
Adjustable sofa	✓	✓	✓	✓
Pull-out table extension (not for wall mounted table)		✓	✓	✓
Upper cabinet doors in the front and rear – Grau (Estate has Grau doors with wood trim and a black accent stripe)	✓	✓		
Upper cabinet doors in the front and rear – Cashmere			✓	✓
BEDROOM				
Bed frame in wood with edge profile	✓			
Aluminium bed frame		✓	✓	✓
Drapery (included for certain models, all modelseries)	✓	✓	✓	✓
Extra base in the under-bed storage compartment	✓	✓	✓	✓
12 cm spring mattress + 3 cm mattress pad (not for bunk beds or loft beds)	✓			
12 cm spring mattress + 6 cm mattress pad (not for bunk beds or loft beds)		✓	✓	✓
Headboard – upholstered in faux suede	✓	✓	✓	✓
Wire shelves in wardrobe		✓	✓	✓
Adjustable headboard		✓	✓	
Electric adjustable headboard (not for E9-bed)				✓

2025 standard equipment	Estate	Gemstone	Royal Royal Hacienda	Imperial
ELECTRICAL / TECHNOLOGY				
12 V connection with 13-pin connector, system Jäger	✓	✓	✓	✓
230 V outlet windowsill	✓	✓	✓	✓
80 Ah battery	✓	✓	✓	✓
30 A battery charger	✓	✓		
25 A battery charger			✓	✓
Lighting for the gas compartment	✓	✓	✓	✓
Lighting for ski storage	✓	✓	✓	✓
Smoke detector	✓	✓	✓	✓
Dimmer for the ceiling light in the front of the caravan	✓	✓	✓	✓
Dimmer for the light fixture in the front seating area		✓	✓	✓
Dimmer for kitchen mood lighting		✓	✓	✓
Electrical box: 230 V / 12 V exterior outlet, central antenna connection, 230 V indicator		✓		
Electrical box: 230 V / 12 V exterior outlet, central antenna connection, 230 V indicator and light switch			✓	✓
Switchboard: 230 V, 16 A with circuit breakers	✓	✓	✓	✓
Prepared for rear speakers	✓	✓		
Awning lighting (LED) in aluminium profile		✓	✓	
Lighting for wardrobes and lights in the under-bed storage compartment		✓	✓	✓
Front speakers	✓	✓		
Front and rear speakers (and subwoofer in Royal)			✓	✓
Indirect lighting for the overhead cabinets in the back of the caravan (no dimmer in Estate)	✓	✓	✓	✓
Ground fault circuit breaker	✓	✓	✓	✓
KABE Premium Sound System with DAB				✓
LED for all lights	✓	✓	✓	✓
Neonflex LED lighting on both sides of the refrigerator		✓	✓	✓
Integrated lighting in window frames	✓	✓	✓	✓
Gas leak indicator	✓	✓	✓	✓
Reading lights – Estate, Gemstone and Royal black, Imperial black-chrome	✓	✓	✓	✓
Multimedia player with DAB			✓	
Night lights		✓	✓	✓
DAB radio	✓	✓		
Router	✓	✓	✓	✓
Service centre with a control panel	✓	✓	✓	✓
Smart D electrical system			✓	✓
Smart Level (gas level and tyre pressure sensor, level indicator)				✓
Wireless charger for mobile phones			✓	✓
TV antenna with a booster	✓	✓	✓	✓
TV-mount	✓	✓	✓	✓
USB-outlet in bunk beds	✓	✓	✓	✓
Exterior 230 V / 12 V outlet	✓	✓	✓	✓
ADDITIONAL EQUIPMENT				
Waste bin with source sorting	✓	✓	✓	✓
Central vacuum cleaner			✓	✓
Uniform locking system, one key for all locks	✓	✓	✓	✓
Entry area wardrobe (in certain models)	✓	✓	✓	✓
Cover for the watertank with a lock	✓	✓	✓	✓
Exterior gas connection for grill located in the gas compartment		✓	✓	✓



# KABE Estate

KABE Estate is our well equipped entry level model series. It's the perfect choice for the first-time buyer who is looking for a convenient travel caravan, or for a family with small children. Estate is available in a number of sizes with all of KABE's built-in values such as high quality and reliable year-round features. It's an affordable alternative with contemporary design.

KABE Estate features a new sporty exterior design for the 2025 model year!

## 10 models – 17 floor plans



Estate 470 XL



Estate 470 GLE



Estate 520 XL



Estate 560 GLE



Estate 600 GLE



Estate 600 GDL



Estate 600 TDL



Estate 660 DGDL



Estate 780 DGDL



Estate 780 BGXL



## Standard equipment for all KABE caravans:

- ▶ KABE iWall – solid body equipped to manage extreme temperatures
- ▶ Knott chassis with self-adjusting brakes (Estate only)
- ▶ Smooth exterior panels and decal set with 3D graphics (Estate only)
- ▶ Screen door
- ▶ 40x40 skylight
- ▶ Pull-out ski storage with lock and lighting
- ▶ Mud guards behind wheels
- ▶ Insulated double pane windows
- ▶ Interior designed for optimal air circulation
- ▶ Maximum amount of heating convectors for the warm water heating system
- ▶ Optimised ventilation system – equally efficient airflow on cold and warm days
- ▶ Dryer cabinet with a drip tray and ventilation that can be closed
- ▶ AGS II – warm water floor heating with Alde Compact boiler
- ▶ Air vent
- ▶ New 3-burner gas stove with electric ignition
- ▶ Large new Thetford refrigerator with a freezer compartment (not for Estate 470 GLE and Royal/Imperial 630 TDL FK)
- ▶ Motorised kitchen fan with grease filter and lighting
- ▶ Soft-close kitchen drawers
- ▶ Cover for the sink
- ▶ Two fabric collections to choose from
- ▶ Ergonomic seat cushions with anti-slip on the underside
- ▶ Interior with high-quality materials from KABE's own carpentry
- ▶ Bedside magazine pocket
- ▶ Faux suede headboard, spring mattress, top pad and bedspread
- ▶ USB-outlets in bunk beds
- ▶ Smoke detector and ground fault circuit breaker
- ▶ Gas leak indicator
- ▶ Lots of LED-lighting, dimmer for the front ceiling light
- ▶ DAB radio
- ▶ Router
- ▶ Waste bin with source sorting
- ▶ Cover for the watertank with a lock

...and much, much more! See options for Estate on pages 66-67.



## News! New exterior design – Estate has brand new decal graphics with a sporty 3D feel.

- Updated entry area with space for a larger TV in all Estate-models. The adjustable TV-mount is placed on the wall in the entry. The new design can fit a TV up to 32 inches in size.
- Updated kitchen counter.
- Modern square sink with a new black faucet.
- New straight gas stove with three burners.
- Large new matte black Thetford refrigerator (not for Estate 470 GLE).
- Kitchen drawers with new top-mount black handles.
- Stylish new black handles for wardrobe doors, storage and cabinets.



- ▷ **Wood laminate:** Nussbaum Ombre
- ▷ **Floor:** Dark
- ▷ **Overhead cabinet doors front/back:** Grau with wood trim and a black accent stripe
- ▷ **Kitchen cabinet doors:** Grau with wood trim and a black accent stripe
- ▷ **Kitchen countertop and backsplash:** Elero laminate, Perla on the wall
- ▷ **Table and entry area countertop:** Perla laminate with a wood edge
- ▷ **Countertop:** Perla laminate
- ▷ **Bathroom countertop:** Urban Style laminate
- ▷ **Bathroom cabinet doors:** Nussbaum Ombre
- ▷ **Wardrobe doors (bedroom):** Grau with wood trim
- ▷ **Fabric collections:** Fontana (beige) and Phoenix (black)

## KABE Estate 2025

Many families have found their favourite caravan in our modern Estate series, which offers a range of different family-friendly solutions in various lengths. A total of 17 floor plans are available! Every family can find a size and floor plan that is right for their specific needs. In addition, Estate is available in a slightly smaller version, for those who want to travel light while still enjoying KABE's unique advantages.

KABE Estate has a bright and modern design throughout with large windows in the kitchen and living space. Overhead cabinets and doors in the light shade Grau with wood trim are contrasted with the darker wood laminate Nussbaum Ombre. The kitchen countertop has straight corners and you will find exciting details such as handles, switches and faucets in black.

As in all KABE caravans, the Estate-kitchen is well equipped with lots of storage options. In 2025, several kitchen details are updated (see News to the left). The Elero countertop has a stylish stone imitation and with a cover for the sink a larger continuous workspace is possible. Backsplash, tables and tops are finished in the laminate Perla.

The lighting in Estate is designed to create an inviting atmosphere, with indirect mood lighting along the ceiling and under the cabinets. The ceiling light is finished in Grau with contrasting wood trim.

The bed features an imitation suede upholstered headboard and includes a very comfortable mattress for a good night's sleep, as well as relaxing reading or listening moments. Cosy and stylish at the same time.

The consistent design naturally continues into the bathroom. The Urban Style countertop has a modern faux stone look and details such as faucet and towel hooks are stylish black, just like in the kitchen. Shower rod and shower curtain are included.

In Estate, you can choose from two fabric collections – Fontana in beige and Phoenix in black.

All Estate-models are equipped with a practical electrical system with a touch-panel. The new design for the entry area accommodates a TV up to 32 inches in size!

On the outside, Estate has a stylish smooth exterior and decal graphics with a 3D-look. For model year 2025, KABE Estate shows off a new sporty exterior design. Last year's graphics have been replaced with sweeping lines that signal speed and forward motion. The window frames are black on the outside, as is the air vent. KABE Estate is built on a Knott chassis with self-adjusting brakes.

**In 2025, a 2300 kg chassis is available as an option for 600- and 660-models.**

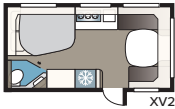




### Estate 470 XL

The smallest of KABE's Estate models. KABE Estate 470 XL is the perfect choice for one or two!

TECHNICAL SPECIFICATION	
Overall length	687 cm
Overall height	278 cm
Overall width Std.	230 cm
Overall width KS	250 cm
Body length	558 cm
Interior body length	473 cm
Interior height	196 cm
Interior width Std.	215 cm
Interior width KS	235 cm
Living area Std.	10,2 m²
Living area KS	11,1 m²
Bed space Std. – Front	205 x 156/124 cm
Rear XV2	196 x 129/102 cm
Bed space KS – Front	225 x 156/124 cm
Rear XV2	196 x 140/118 cm



### Estate 470 GLE

KABE Estate 470 GLE is available with B2 floor plan and two single beds in standard width (loft bed cabinet is not available). Grand Lit is available as an option. In the kitchen area an elegant slim refrigerator is included and in the bathroom you will find our sideways installed toilet. Compressor refrigerator is available as an option.

TECHNICAL SPECIFICATION	
Overall length	687 cm
Overall height	278 cm
Overall width Std.	230 cm
Body length	558 cm
Interior body length	473 cm
Interior height	196 cm
Interior width Std.	215 cm
Living area Std.	10,2 m²
Bed space Std. – Front	205 x 115/103 cm
Rear B2	196 x 78 + 186 x 78 cm



### Estate 520 XL

KABE Estate 520 XL is loaded with all the basics for a comfortable and relaxing vacation. Any time of the year.

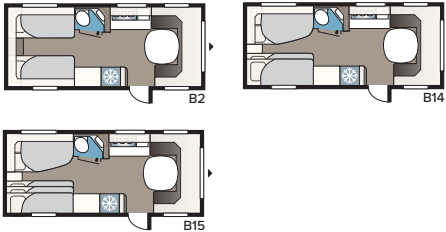
TECHNICAL SPECIFICATION	
Overall length	736 cm
Overall height	278 cm
Overall width Std.	230 cm
Overall width KS	250 cm
Body length	606 cm
Interior body length	522 cm
Interior height	196 cm
Interior width Std.	215 cm
Interior width KS	235 cm
Living area Std.	11,2 m²
Living area KS	12,3 m²
Bed space Std. – Front	205 x 166/127 cm
Rear XV2	196 x 129/102 cm
Bed space KS – Front	225 x 166/127 cm
Rear XV2	196 x 140/118 cm



### Estate 560 GLE

KABE Estate 560 GLE is available in a number of layouts with single beds or bunk beds. Your family's size and needs determine which floor plan is best for you.

TECHNICAL SPECIFICATION	
Overall length	774 cm
Overall height	278 cm
Overall width Std.	230 cm
Overall width KS	250 cm
Body length	644 cm
Interior body length	560 cm
Interior height	196 cm
Interior width Std.	215 cm
Interior width KS	235 cm
Living area Std.	12,0m²
Living area KS	13,2 m²
Bed space Std. – Front	205 x 146/137 cm
Rear B2	2 x 196 x 78 cm
B14	196 x 129/102 + 2 x 196 x 68 cm
B15	196 x 129/102 + 188 x 63 + 2 x 196 x 68 cm
Bed space KS – Front	225 x 146/137 cm
Rear B2	2 x 196 x 88 cm
B14	196 x 129/102 + 2 x 196 x 68 cm
B15	196 x 129/102 + 188 x 63 + 2 x 196 x 68 cm



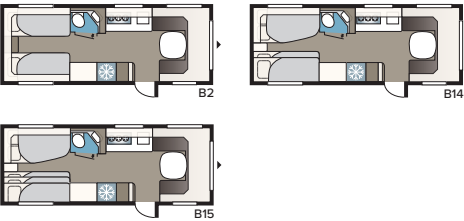




## Estate 600 GLE

A smart solution for your family, featuring a double bed and a bunk bed for two or three. B2 floor plan with two single beds is also available.

TECHNICAL SPECIFICATION	
Overall length	814 cm
Overall height	278 cm
Overall width KS	250 cm
Body length	684 cm
Interior body length	600 cm
Interior height	196 cm
Interior width KS	235 cm
Living area KS	14,1 m²
Bed space KS – Front	225 x 169/148 cm
Rear B2	2 x 196 x 88 cm
B14	196 x 129/102 + 2 x 196 x 68 cm
B15	196 x 129/102 + 188 x 63 + 2 x 196 x 68 cm



## Estate 600 GDL

KABE Estate 600 GDL is designed with your children in mind. This model features bunk beds for two or three. It is a smart entry model for your family.

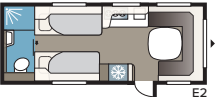
TECHNICAL SPECIFICATION	
Overall length	814 cm
Overall height	278 cm
Overall width KS	250 cm
Body length	684 cm
Interior body length	600 cm
Interior height	196 cm
Interior width KS	235 cm
Living area KS	14,1 m²
Bed space KS – Front	196 x 140/118 cm
Rear double bunkbed	2 x 196 x 77 cm
Triple bunkbed (option)	2 x 196 x 77 + 188 x 71 cm



## Estate 600 TDL

Our Estate 600 TDL floor plan has a large bathroom with a walk-in shower that covers the entire width of the rear of the caravan. The bedroom area has two single beds.

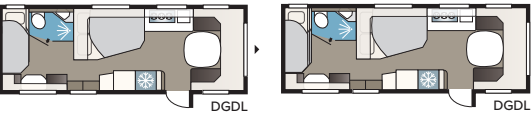
TECHNICAL SPECIFICATION	
Overall length	814 cm
Overall height	278 cm
Overall width KS	250 cm
Body length	684 cm
Interior body length	600 cm
Interior height	196 cm
Interior width KS	235 cm
Living area KS	14,1 m²
Bed space KS – Front	225 x 166/136 cm
Rear E2	196 x 88 + 186 x 88 cm



## Estate 660 DGDL

KABE Estate 660 DGDL was developed with the young family's needs in mind. A children's bedroom area in the back of the caravan can be separated from the living area with a drapery. A bathroom with a shower is located in the rear as well.

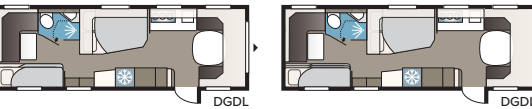
TECHNICAL SPECIFICATION	
Overall length	874 cm
Overall height	278 cm
Overall width KS	250 cm
Body length	744 cm
Interior body length	660 cm
Interior height	196 cm
Interior width KS	235 cm
Living area KS	15,5 m²
Bed space KS – Front	225 x 143/159 cm
Rear double bed	196 x 140/118 cm
Rear double bunkbed	2 x 179 x 68 cm
Triple bunkbed (option)	2 x 179 x 68 + 173 x 65 cm
Dinette	173 x 50 cm



## Estate 780 DGDL

A true family-model with a large children's bedroom area in the back of the caravan that features an L-shaped sofa and bunk beds. This caravan offers plenty of wardrobes and storage space and a bathroom with a shower.

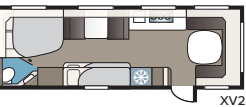
TECHNICAL SPECIFICATION	
Overall length	935 cm
Overall height	278 cm
Overall width KS	250 cm
Body length	805 cm
Interior body length	720 cm
Interior height	196 cm
Interior width KS	235 cm
Living area KS	16,9 m²
Bed space KS – Front	227 x 147/138 cm
Rear double bed	196 x 140/118 cm
Rear double bunkbed	2 x 196 x 68 cm
Triple bunkbed (option)	2 x 196 x 68 + 196 x 62 cm



## Estate 780 BGXL

Estate 780 BGXL is the perfect choice for the large family with small children and offers lots of comfortable features. No surprise this model quickly has become popular in our Estate-series!

TECHNICAL SPECIFICATION	
Overall length	935 cm
Overall height	278 cm
Overall width KS	250 cm
Body length	805 cm
Interior body length	720 cm
Interior height	196 cm
Interior width KS	235 cm
Living area KS	16,9 m²
Bed space KS – Front	225 x 165/136 cm
Dinette	191 x 88 cm
Rear XV2	196 x 140/118 + 2 x 196 x 68 cm





# KABE Gemstone

The Gemstone-series is one of our best selling caravan series. It's designed for those with high demands on standard equipment and comfort. Spacious or compact model? Flexible interior design or extra light construction? Regardless of your family's needs and taste, there is a Gemstone that can be adapted to suit you.

With the kitchen in focus, KABE presents a large number of new features for 2025-models, that are sure to enhance your Gemstone-experience.

## 9 models – 22 floor plans



Briljant 470 XL



Smaragd 520 XL



Smaragd 540 GLE



Ametist 560 XL



Ametist 560 GLE



Safir 600 GLE



Safir 600 TDL



Onyx 630 GLE



Onyx 630 TDL



## Standard equipment

In addition to the standard equipment for Estate on page 51, KABE Gemstone also includes the following:

- ▶ AL-KO fully galvanised steel profile chassis with self-adjusting brakes
- ▶ 15" aluminium rims
- ▶ Continental tyres
- ▶ Body with all-round integrated profile
- ▶ Fitted protective mat in the gas compartment
- ▶ New for 2025-models – window in the entry door is included
- ▶ Smooth exterior panels with printed graphics
- ▶ Tow bar cover
- ▶ Front window that opens
- ▶ Load monitor automatically reduces the boiler's electric consumption
- ▶ Dual temperature sensors
- ▶ Warm water floor heating with a shunt system – AGS II Pro
- ▶ Heated shoe compartment
- ▶ New corner stove for Briljant 470 XL, Smaragd 540 GLE, Ametist 560 GLE, Safir 600 GLE and Safir 600 TDL
- ▶ Recessed drawers
- ▶ Plexiglass with lighting behind the kitchen counter
- ▶ Moulding with two practical hooks above the kitchen counter
- ▶ Four fabric collections to choose from and Premium Foam cushions
- ▶ Curtain sets with a valance
- ▶ Corner shelf in the front
- ▶ Indirect lighting under the overhead cabinets
- ▶ Accent pillows
- ▶ Faux suede covered ceiling light
- ▶ Dining table with an extension
- ▶ Aluminium bed frame and adjustable bed
- ▶ Dimmer for the light fixture in the front and the kitchen mood lighting
- ▶ KABE VarioVent – unique ventilation system
- ▶ LED-lighting by the refrigerator – Neonflex
- ▶ Night lights
- ▶ Outside gas connection for a grill in the gas compartment

See options for Gemstone on pages 66-67.





## News! As of 2025, a window for the front door is included!

- Updated entry area with space for a larger TV in all floor plans. The adjustable TV-mount is placed on the wall in the entry. The new design can fit a TV up to 32 inches in size.
  - Updated kitchen counter.
  - Modern square sink with a new black faucet.
  - New corner stove in Briljant 470 XL, Smaragd 540 GLE, Ametist 560 GLE, Safir 600 GLE and Safir 600 TDL.
  - Smaragd 520 XL, Ametist 560 XL, Onyx 630 GLE and Onyx 630 TDL feature a new straight gas stove with three burners.
  - Large new Thetford refrigerator with Atlas Zeder front.
  - Kitchen drawers with new top-mount black handles.
  - Stylish new black handles for wardrobe doors, storage and cabinets.
  - All chrome interior details, such as reading lights, faucets and shower now feature a black finish.
- ▷ Wood laminate: Atlas Zeder
  - ▷ Floor: Light
  - ▷ Overhead cabinet doors front/back: Grau
  - ▷ Kitchen cabinet doors: Atlas Zeder
  - ▷ Kitchen countertop and backsplash: Perla laminate
  - ▷ Table and countertop: Perla laminate
  - ▷ Entry area countertop: Perla laminate
  - ▷ Bathroom countertop: Urban Style laminate
  - ▷ Bathroom cabinet doors: Atlas Zeder
  - ▷ Wardrobe doors (bedroom): Atlas Zeder
  - ▷ Fabric collections: Tulsa (beige), Phoenix (black), New Haven (darkbrown) and Durham (green)



## KABE Gemstone 2025

In KABE Gemstone, you will find a number of new interior details. Our redesigned entry with space for a larger TV, a window for the front door, an updated kitchen, and modern black details such as handles, hooks, reading lights and more.

The Atlas Zeder wood laminate with its attractive warm brown tone pairs nicely with the light floor and the overhead cabinets in Grau. The kitchen cabinets have doors in Atlas Zeder. The kitchen countertop and all tables and tops feature the modern laminate Perla. Wood laminate light fixtures and a stylish ceiling light in faux suede are also included.

The kitchen is stylishly equipped with a new modern square sink and a new surface-mount faucet in black, a separate cutlery drawer and cutting board in carefully selected beech wood. The countertop laminate Perla continues to the backsplash and is met by backlit Plexiglass. The split cover for the three-burner corner stove provides a smart, extra counter space.

For a more cohesive feeling, the back wall in the kitchen is finished with Atlas Zeder laminate as well.

Microwave installed under the fridge is an option.

Our ergonomic cushions with Premium Foam inside provide superior comfort, making the living room the obvious place for both relaxation and socialising. An adjustable headrest, adds extra comfort and is available as an option with the Comfort package. All our cushions have anti-slip material on the underside to keep them in place.

For KABE Gemstone, we offer four fabric collections.

To make life in the caravan as convenient as possible, our models include more USB-outlets than ever, for instance by the bunk beds. Electrical system with a modern touch-panel is included.

In the entry, you will find a bar cabinet with horizontal bottle storage and a full-height slim wardrobe.

Our Gemstone-bathrooms feature the countertop Urban Style. If you choose a TDL-solution, a matching laminate with a concrete look on the wall in the shower and on the wall behind the mirror is a nice touch.

With AGS II Pro, the floor heating can be turned on separately. A shunt valve regulates the temperature of the water circulating under the floor. To reduce the energy consumption in the boiler and battery, the system is operated in intervals.

Other practical details are a lock for the watertank cover and a front window that can be opened is standard. On the outside, 15" rims in custom design enhance our Gemstone caravans.

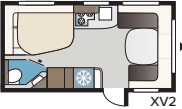




## Briljant 470 XL

The smallest of KABE's Gemstone models. A compact and light caravan, favoured by those who travel lots of miles.

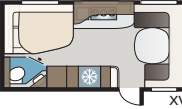
TECHNICAL SPECIFICATION	
Overall length	693 cm
Overall height	278 cm
Overall width Std.	230 cm
Overall width KS	250 cm
Body length	568 cm
Interior body length	473 cm
Interior height	196 cm
Interior width Std.	215 cm
Interior width KS	235 cm
Living area Std.	10,2 m²
Living area KS	11,1 m²
Bed space Std. – Front	205 x 156/124 cm
Rear XV2	196 x 129/102 cm
Bed space KS – Front	225 x 156/124 cm
Rear XV2	196 x 140/118 cm



## Smaragd 520 XL

The Smaragd model was launched in 1967 and since then it's been one of our most popular caravans. We've kept its foundation, providing both space and comfort.

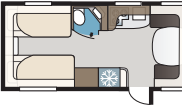
TECHNICAL SPECIFICATION	
Overall length	742 cm
Overall height	278 cm
Overall width Std.	230 cm
Overall width KS	250 cm
Body length	617 cm
Interior body length	522 cm
Interior height	196 cm
Interior width Std.	215 cm
Interior width KS	235 cm
Living area Std.	11,2 m²
Living area KS	12,3 m²
Bed space Std. – Front	205 x 166/127 cm
Rear XV2	196 x 129/102 cm
Bed space KS – Front	225 x 166/127 cm
Rear XV2	196 x 140/118 cm



## Smaragd 540 GLE

If you love to travel, Smaragd 540 GLE is the perfect model for you! It features practical single beds and a very comfortable seating area.

TECHNICAL SPECIFICATION	
Overall length	760 cm
Overall height	278 cm
Overall width Std.	230 cm
Overall width KS	250 cm
Body length	635 cm
Interior body length	540 cm
Interior height	196 cm
Interior width Std.	215 cm
Interior width KS	235 cm
Living area Std.	11,6 m²
Living area KS	12,7 m²
Bed space Std. – Front	205 x 141/127 cm
Rear B2	196 x 78 + 186 x 78 cm
Bed space KS – Front	225 x 141/127 cm
Rear B2	196 x 88 + 186 x 88 cm



## Ametist 560 XL

Ametist 560 XL is by far our greatest success and the most sold caravan model in all of Sweden. A truly excellent choice when you are looking for a practical and comfortable solution.

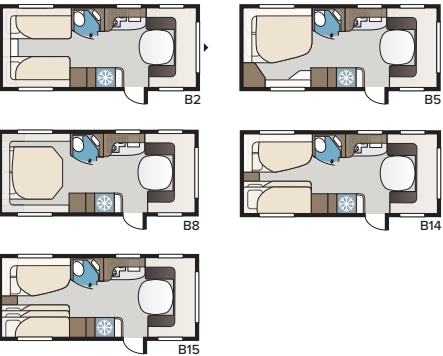
TECHNICAL SPECIFICATION	
Overall length	770 cm
Overall height	278 cm
Overall width Std.	230 cm
Overall width KS	250 cm
Body length	645 cm
Interior body length	550 cm
Interior height	196 cm
Interior width Std.	215 cm
Interior width KS	235 cm
Living area Std.	11,8 m²
Living area KS	12,9 m²
Bed space Std. – Front	205 x 179/150 cm
Rear XV2	196 x 129/102 cm
Bed space KS – Front	225 x 179/150 cm
Rear XV2	196 x 140/118 cm



## Ametist 560 GLE

A flexible caravan that can be tailored to your needs with a double bed, single beds or bunk beds for two or three. Ametist 560 GLE offers lots of options!

TECHNICAL SPECIFICATION	
Overall length	780 cm
Overall height	278 cm
Overall width Std.	230 cm
Overall width KS	250 cm
Body length	655 cm
Interior body length	560 cm
Interior height	196 cm
Interior width Std.	215 cm
Interior width KS	235 cm
Living area Std.	12,0 m²
Living area KS	13,2 m²
Bed space Std. – Front	205 x 146/137 cm
Rear B2	2 x 196 x 78 cm
B5	196 x 140/118 cm
B14	196 x 129/102 + 2 x 196 x 68 cm
Bed space KS – Front	225 x 146/137 cm
Rear B2	2 x 196 x 88 cm
B5	196 x 160/138 cm
B8	190 x 150/60 cm
B14	196 x 129/102 + 2 x 196 x 68 cm
B15	196 x 129/102 + 188 x 63 + 2 x 196 x 68 cm



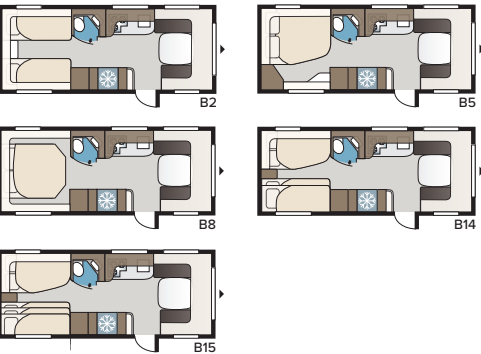




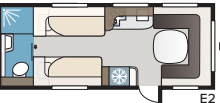
## Safir 600 GLE

Our most flexible Safir model with lots of options to choose the floor plan that is right for you. This caravan features up to five bed spaces.

TECHNICAL SPECIFICATION	
Overall length	820 cm
Overall height	278 cm
Overall width Std.	230 cm
Overall width KS	250 cm
Body length	695 cm
Interior body length	600 cm
Interior height	196 cm
Interior width Std.	215 cm
Interior width KS	235 cm
Living area Std.	12,9 m²
Living area KS	14,1 m²
Bed space Std. – Front	205 x 169/147 cm
Rear B2	2 x 196 x 78 cm
B5	196 x 140/118 cm
B14	196 x 129/102 + 2 x 196 x 68 cm
Bed space KS – Front	225 x 169/147 cm
Rear B2	2 x 196 x 88 cm
B5	196 x 160/138 cm
B8	190 x 150/60 cm
B14	196 x 129/102 + 2 x 196 x 68 cm
B15	196 x 129/102 + 188 x 63 + 2 x 196 x 68 cm



TECHNICAL SPECIFICATION	
Overall length	820 cm
Overall height	278 cm
Overall width Std.	230 cm
Overall width KS	250 cm
Body length	695 cm
Interior body length	600 cm
Interior height	196 cm
Interior width Std.	215 cm
Interior width KS	235 cm
Living area Std.	12,9 m²
Living area KS	14,1 m²
Bed space Std. – Front	205 x 166/137 cm
Rear E2	196 x 78 + 186 x 78 cm
Bed space KS – Front	225 x 166/137 cm
Rear E2	196 x 88 + 186 x 88 cm



## Safir 600 TDL

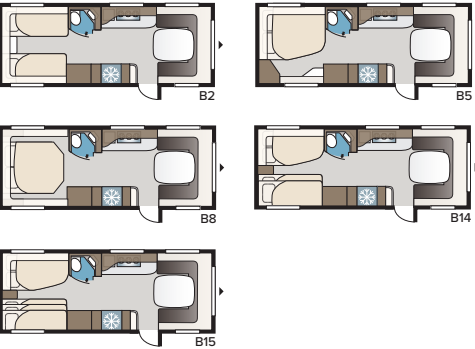
Safir TDL features a generous bathroom with a separate walk-in shower in the back of the caravan.



## Onyx 630 GLE

Onyx 630 with GLE floor plan! Choose between five bedroom solutions and create the perfect caravan for your family.

TECHNICAL SPECIFICATION	
Overall length	850 cm
Overall height	278 cm
Overall width KS	250 cm
Body length	725 cm
Interior body length	630 cm
Interior height	196 cm
Interior width KS	235 cm
Living area KS	14,8 m²
Bed space KS – Front	225 x 179/168 cm
Rear B2	2 x 196 x 88 cm
B5	196 x 160/138 cm
B8	190 x 150/60 cm
B14	196 x 129/102 + 2 x 196 x 68 cm
B15	196 x 129/102 + 188 x 63 + 2 x 196 x 68 cm



## Onyx 630 TDL

Onyx 630 TDL features a separate bedroom area with two floor plans. Choose between two single beds or a transversed double bed! The bathroom spans the entire width of the back of the caravan and includes a walk-in shower.

TECHNICAL SPECIFICATION	
Overall length	850 cm
Overall height	278 cm
Overall width KS	250 cm
Body length	725 cm
Interior body length	630 cm
Interior height	196 cm
Interior width KS	235 cm
Living area KS	14,8 m²
Bed space KS – Front	225 x 166/145 cm
Rear E2	2 x 196 x 88 cm
E8	199 x 156/118 cm





# Options for Estate, Gemstone

Add a **personal touch to your KABE**. KABE always offers smart living with high quality and generous standard equipment in every model. But you might wish to add a few extra touches to make life even more comfortable. That's why we offer a range of the most requested options. These are installed at our factory before delivery of your caravan. Naturally, your dealer can always add more options at a later time.

## COMFORT PACKAGE ESTATE



Shelves in overhead side and rear cabinets (standard in front cabinets)

Adjustable headrest

Storage access (not for 660 and 780 DGDL)

Heated towel rack

## DESIGN PACKAGE ESTATE



15" aluminium rims

Front door window

Tow bar cover

Heki II skylight

## COMFORT PACKAGE GEMSTONE




Adjustable headrest

Storage access

Heated towel rack

Electric adjustable headboard

## TOTAL WEIGHT



### Estate:

- 1700 kg – Std. (standard for 470 XL KS)
- 2000 kg – Std. (not for 470)
- 2000 kg – KS (standard 600, 660)
- 2300 kg (600, 660)
- 2650 kg (only for 780)

### Gemstone:

- 2000 kg – Std. (standard for Safir, not available for Briljant)
- 2000 kg – KS (standard for Safir and Onyx, not available for Briljant)
- 2300 kg (single axle models 600-630)

## ADDITIONAL OPTIONS



Microwave under the refrigerator (in Estate 470 GL,E it's placed under the counter)



Oven



Compressor refrigerator



Fitted carpet (not for Estate)



Drapery by the bunk bed (specific Estate models)



Grand Lit B2 (only for GLE models)



Loft bed cabinet in the bedroom (not for Estate 470 GLE, 600 GDL)  
Loft bed cabinet in the middle dinette area (only for Estate 780 BGXL)



Mirror image TDL-bathroom available for Safir 600 TDL or Onyx 630 TDL, E2 or E8 floor plan.  
Mirror image bedroom and bathroom for Onyx 630 TDL, E8-solution.



AC Dometic Fresh Jet FJX4 2200



External antenna for router



Heki II skylight (not for Estate)



**NEW OPTION!** Corner kitchen for Ametist 560 XL



Storage access (not for Estate 660 and 780 DGDL)



ATC (not for Estate)



Electric step



**Duocontrol.** Duocontrol has a built-in automatic gas switch, reduction valve and collision sensor which is triggered on impact with a G-force of 3.5 G. The supply of gas is shut off immediately to avoid a gas leak. Duo Control is approved in all of Europe and enables the gas to be on while driving.



Direct drain – wastewater bypass tank



City water



# KABE Royal

Our Royal-series is loaded with luxury equipment and features that are at the forefront of technology. Everything from Gemstone is included, and much more. For example, KABE Smart D electrical system is standard in all Royal models. In our Royal Hacienda models, we combine a long list of smart solutions with lots of space. Easy to move and a comfortable accommodation for those who are looking for something special.

For our 2025-models, we offer four fabric upholstery choices. Two leather collections and one artificial leather are available as an option. Each collection is made with quality materials and provides you with a maximum number of combination possibilities. Choose the upholstery, curtains and bedspreads that suit your personality, and you can be sure that you are purchasing a caravan which you will enjoy for many years.

All Royal models are listed on page 72.



## Standard equipment

When you choose KABE Royal or Royal Hacienda, the following is included in addition to the standard equipment for Estate (p. 51) and Gemstone (p. 59):

- ▶ Storage access door
- ▶ Decals in the front air intakes
- ▶ ATC (Anti-Skid System) electronic stabilisation system
- ▶ Heki II skylight
- ▶ Exterior lighting along the entire entry side (Royal only)
- ▶ New 4-burner gas stove and oven with a glass front (new corner stove for Royal 540/560/600 GLE and 600 TDL)
- ▶ Adjustable sofa headrest
- ▶ Exterior shower connection
- ▶ Heated towel rack
- ▶ Electrical box with exterior 230 V / 12 V outlet and lighting with a switch
- ▶ Speakers in the front and back
- ▶ Integrated lighting in the window frames
- ▶ Multimedia player with DAB
- ▶ Smart D electrical system
- ▶ Wireless charger
- ▶ Central vacuum cleaner

See options for Royal on pages 96-99.



## KABE Royal 2025

When you step into the caravan, the wood laminate Atlas Zeder provides a warm and inviting feeling. The rest of the interior is designed to complement the modern decor. The light floor, overhead cabinets in Cashmere, countertops and backsplash in Light Concrete laminate are contrasted by carefully selected black accents, creating a cohesive impression.

Many of us enjoy watching our favourite TV-shows even while traveling. Therefore, the TV-solution is something that KABE has prioritised in this year's models. All caravans feature an entry with a new construction. The adjustable TV-mount is placed on the wall in the entry and has a flexible rotating function. The new design accommodates a TV up to 32 inches in size. Our CTDL and CXL layouts retain their smart TV-solution with a height adjustable TV-mount placed in the backrest of the seating area.

KABE's design department has put a lot of care into the details of our updated kitchens, focusing on clean lines and seamless transitions. In addition to all the features in our well equipped Gemstone-kitchens, a new Dometic stove with four gas burners and a new oven with a stylish glass front are included. Royal's slightly smaller kitchens feature a brand new corner stove.

For model year 2025, we introduce a new large Thetford refrigerator in all models (except for Royal 630 TDL FK). A compressor fridge from Thetford is available as an option.

In our unique front kitchen models, the kitchen is located in the front of the caravan with generous counter space and natural light from the large panorama window.

For ultimate bedroom comfort, there is an upholstered headboard in padded soft faux suede with a printed 3D-pattern. Top-quality spring mattresses and thick mattress toppers make your KABE-bed extra luxurious. A modern touch-function switch is also included.

All Royal-bathrooms have Light Concrete countertops. In our TDL-models, you will find a matching laminate on the wall in the shower and on the wall behind the mirror.

In the entry, you will find a bar cabinet with horizontal bottle storage and a slim wardrobe with two spacious drawers at the bottom.

**For our 2025-models, you can order a 3500 kg chassis as an option for Royal 880-length!**



A wireless charger for your mobile phone is included in our Royal models. It's located in the entry. Digital Audio Broadcasting (DAB) is standard for the multimedia player.

A practical lock for the watertank cover is standard.

KABE Smart Level is available as an option.

All Royal models feature specially designed 15" rims and 17" rims are available as an option.



## News! Updated design for the entry area with space for a larger TV – up to 32 inches!

- Updated kitchen counter.
- Modern square sink with a new black faucet.
- New gas stove with four burners and an oven with a glass front.
- New corner stove for smaller models (Royal 540 GLE, 560 GLE, 600 GLE och 600 TDL).
- Large new Thetford refrigerator in matte black metallic (not for Royal 630 TDL FK).
- Kitchen drawers with new top-mount black handles.
- Stylish new black handles for wardrobe doors, storage and cabinets.
- All chrome interior details, such as reading lights, faucets and shower now feature a black finish.
- New option: Induction stove.
- New option: L-shaped kitchen for Royal 560 XL and 600 XL.
- New option: 3500 kg chassis for 880-models!

- ▷ Wood laminate: Atlas Zeder
- ▷ Floor: Light
- ▷ Overhead cabinet doors front/back: Cashmere
- ▷ Kitchen cabinet doors: Cashmere
- ▷ Kitchen countertop and backsplash: Light Concrete laminate
- ▷ Back wall: Cashmere
- ▷ Table and countertop: Latte laminate
- ▷ Entry area countertop: Light Concrete laminate
- ▷ Bathroom countertop: Light Concrete laminate
- ▷ Bathroom cabinet doors: Atlas Zeder (Cashmere overhead cabinet doors for TDL-models)
- ▷ Wardrobe doors (bedroom): Atlas Zeder
- ▷ Fabric collections: Tulsa (beige), Phoenix (black), New Haven (darkbrown) and Durham (green)
- ▷ Leather or artificial leather is available as an option



25 models – 78 floor plans



Royal 520 XL



Royal 540 GLE



Royal 560 XL



Royal 560 GLE



Royal 600 XL



Royal 600 CXL



Royal 600 GLE



Royal 600 TDL



Royal 630 GLE



Royal 630 GLE



Royal 630 TDL



Royal 630 TDL



Royal 630 TDL FK



Royal 630 TDL FK



Royal 740 TDL



Royal 740 CTDL



Royal 780 BGXL



Royal 780 TDL



Royal 780 TDL FK



Royal Hacienda 880 BTDL



Royal Hacienda 880 DTDL



Royal Hacienda 880 TDL



Royal Hacienda 880 TDL FK



Royal Hacienda 880 GLE



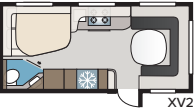
Royal Hacienda 1000 TDL



Royal 520 XL

This is our Royal-series version of Smaragd XL, one of the most popular caravans on the market. It has a similar floor plan with all of Smaragd's features and more.

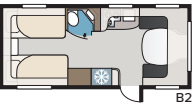
TECHNICAL SPECIFICATION	
Overall length	742 cm
Overall height	278 cm
Overall width Std.	230 cm
Overall width KS	250 cm
Body length	617 cm
Interior body length	522 cm
Interior height	196 cm
Interior width Std.	215 cm
Interior width KS	235 cm
Living area Std.	11,2 m²
Living area KS	12,3 m²
Bed space Std. – Front	205 x 159/127 cm
Rear XV2	196 x 129/102 cm
Bed space KS – Front	225 x 159/127 cm
Rear XV2	196 x 140/118 cm



Royal 540 GLE

Royal 540 GLE features a bedroom with two separate single beds. The compact and clever kitchen is equipped with a built-in oven. New in 2025! Our brand new corner stove creates more space for cooking and preparation.

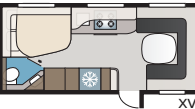
TECHNICAL SPECIFICATION	
Overall length	760 cm
Overall height	278 cm
Overall width Std.	230 cm
Overall width KS	250 cm
Body length	635 cm
Interior body length	540 cm
Interior height	196 cm
Interior width Std.	215 cm
Interior width KS	235 cm
Living area Std.	11,6 m²
Living area KS	12,7 m²
Bed space Std. – Front	205 x 141/127 cm
Rear B2	196 x 78 + 186 x 78 cm
Bed space KS – Front	225 x 141/127 cm
Rear B2	196 x 88 + 186 x 88 cm



Royal 560 XL

This smaller Royal model is a favourite of many. The Royal 560 XL has all the special features of our larger Royal caravans, in a slightly more compact layout.

TECHNICAL SPECIFICATION	
Overall length	770 cm
Overall height	278 cm
Overall width Std.	230 cm
Overall width KS	250 cm
Body length	645 cm
Interior body length	550 cm
Interior height	196 cm
Interior width Std.	215 cm
Interior width KS	235 cm
Living area Std.	11,8 m²
Living area KS	12,9 m²
Bed space Std. – Front	205 x 179/150 cm
Rear E2	196 x 129/102 cm
Bed space KS – Front	225 x 179/150 cm
Rear E2	196 x 140/118 cm





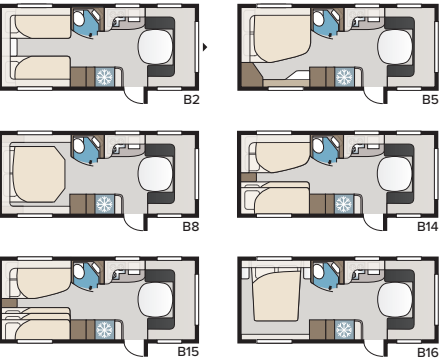


## Royal 560 GLE

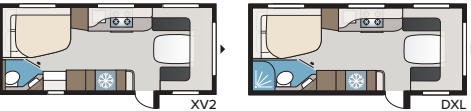
A small and practical model that offers six different Flexline solutions. Options include separate single beds, a double bed and bunk beds for two or three.

New in 2025! Our brand new corner stove creates more space for cooking and preparation.

TECHNICAL SPECIFICATION	
Overall length	780 cm
Overall height	278 cm
Overall width Std.	230 cm
Overall width KS	250 cm
Body length	655 cm
Interior body length	560 cm
Interior height	196 cm
Interior width Std.	215 cm
Interior width KS	235 cm
Living area Std.	12,0 m²
Living area KS	13,2 m²
Bed space Std. – Front	205 x 146/137 cm
Rear B2	2 x 196 x 78 cm
B5	196 x 140/118 cm
B14	196 x 129/102 + 2 x 196 x 68 cm
Bed space KS – Front	225 x 146/137 cm
Rear B2	2 x 196 x 88 cm
B5	196 x 160/138 cm
B8	190 x 150/60 cm
B14	196 x 129/102 + 2 x 196 x 68 cm
B15	196 x 129/102 + 188 x 63 + 2 x 196 x 68 cm
B16	199 x 156/118 cm



TECHNICAL SPECIFICATION	
Overall length	820 cm
Overall height	278 cm
Overall width Std.	230 cm
Overall width KS	250 cm
Body length	695 cm
Interior body length	600 cm
Interior height	196 cm
Interior width Std.	215 cm
Interior width KS	235 cm
Living area Std.	12,9 m²
Living area KS	14,1 m²
Bed space Std. – Front	205 x 177/150 cm
Rear XV2	196 x 129/102 cm
DXL	196 x 129/102 cm
Bed space KS – Front	225 x 177/150 cm
Rear XV2	196 x 140/118 cm
DXL	196 x 140/118 cm



## Royal 600 XL

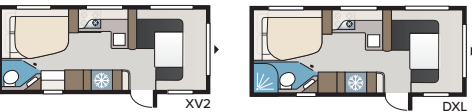
Royal 600 XL is compact luxury. This model offers more space than the smaller 560 XL and the same quality equipment. Our DXL solution features a walk-in shower.



## Royal 600 CXL

Royal 600 CXL features an L-shaped kitchen and a generously sized sofa. Bathroom with a separate shower (DXL) is available as an option. When the TV is not in use, it fits neatly into a smart compartment in the sofa's backrest. TV is not included.

TECHNICAL SPECIFICATION	
Overall length	820 cm
Overall height	278 cm
Overall width KS	250 cm
Body length	695 cm
Interior body length	600 cm
Interior height	196 cm
Interior width KS	235 cm
Living area KS	14,1 m²
Bed space KS – Front	225 x 205/150 cm
Rear XV2	196 x 140/118 cm
DXL	196 x 140/118 cm
TV max size	775 x 434 x 70 mm

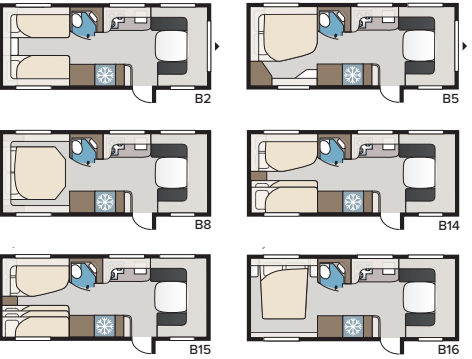


## Royal 600 GLE

Royal 600 GLE has lots of options! Our generous floor plan offers many alternatives to create the caravan that suits your family best.

New in 2025! Our brand new corner stove creates more space for cooking and preparation.

TECHNICAL SPECIFICATION	
Overall length	820 cm
Overall height	278 cm
Overall width Std.	230 cm
Overall width KS	250 cm
Body length	695 cm
Interior body length	600 cm
Interior height	196 cm
Interior width Std.	215 cm
Interior width KS	235 cm
Living area Std.	12,9 m²
Living area KS	14,1 m²
Bed space Std. – Front	205 x 169/147 cm
Rear B2	2 x 196 x 78 cm
B5	196 x 140/118 cm
B14	196 x 129/102 + 2 x 196 x 68 cm
Bed space KS – Front	225 x 169/147 cm
Rear B2	2 x 196 x 88 cm
B5	196 x 160/138 cm
B8	190 x 150/60 cm
B14	196 x 129/102 + 2 x 196 x 68 cm
B15	196 x 129/102 + 188 x 63 + 2 x 196 x 68 cm
B16	199 x 156/118 cm







## Royal 600 TDL

Our smallest model with TDL floor plan. Choose between two single beds, a double bed or bunk beds. This model features a large bathroom with a walk-in shower that spans the entire width of the back of the caravan.

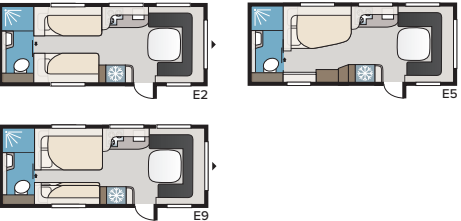
**New in 2025!** Our brand new corner stove creates more space for cooking and preparation.



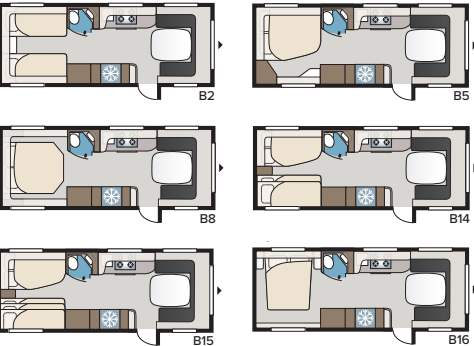
## Royal 630 GLE

KABE Royal 630 is now available in every GLE floor plan! You can choose from six bedroom options and create the optimal caravan for your family.

TECHNICAL SPECIFICATION	
Overall length	820 cm
Overall height	278 cm
Overall width Std.	230 cm
Overall width KS	250 cm
Body length	695 cm
Interior body length	600 cm
Interior height	196 cm
Interior width Std.	215 cm
Interior width KS	235 cm
Living area Std.	12,9 m²
Living area KS	14,1 m²
Bed space Std. – Front	205 x 166/136 cm
Rear E2	196 x 78 + 186 x 78 cm
E9	196 x 120 + 2 x 186 x 60 cm
Bed space KS – Front	225 x 166/136 cm
Rear E2	196 x 88 + 186 x 88 cm
E5	196 x 140/118 cm
E9	196 x 140 + 2 x 186 x 60 cm



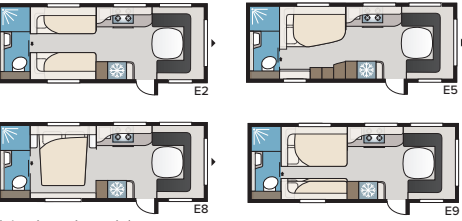
TECHNICAL SPECIFICATION	
Overall length	850 cm
Overall height	278 cm
Overall width KS	250 cm
Body length	725 cm
Interior body length	630 cm
Interior height	196 cm
Interior width KS	235 cm
Living area KS	14,8 m²
Bed space KS – Front	225 x 179/168 cm
Rear B2	2 x 196 x 88 cm
B5	196 x 160/138 cm
B8	190 x 150/60 cm
B14	196 x 129/102 + 2 x 196 x 68 cm
B15	196 x 129/102 + 188 x 63 + 2 x 196 x 68 cm
B16	199 x 156/118 cm



## Royal 630 TDL

Royal 630 TDL has a separate bedroom with either two single beds, a double bed or bunk beds. A large bathroom with a walk-in shower spans the entire width of the back of the caravan.

TECHNICAL SPECIFICATION	
Overall length	850 cm
Overall height	278 cm
Overall width KS	250 cm
Body length	725 cm
Interior body length	630 cm
Interior height	196 cm
Interior width KS	235 cm
Living area KS	14,8 m²
Bed space KS – Front	225 x 166/145 cm
Rear E2	2 x 196 x 88 cm
E5	196 x 140/118 cm
E8	199 x 156/118 cm
E9	196 x 140 + 2 x 196 x 60 cm



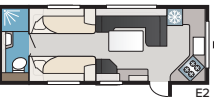
(single axle only)



## Royal 630 TDL FK

This model features a unique floor plan. The kitchen is placed in the front of the caravan and the seating area in the middle. In the rear of 630 TDL FK, the layout is the same E2-solution as our 630 TDL.

TECHNICAL SPECIFICATION	
Overall length	850 cm
Overall height	278 cm
Overall width KS	250 cm
Body length	725 cm
Interior body length	630 cm
Interior height	196 cm
Interior width KS	235 cm
Living area KS	14,8 m²
Bed space KS – Middle	211 x 117 cm
Rear E2	2 x 196 x 78 cm



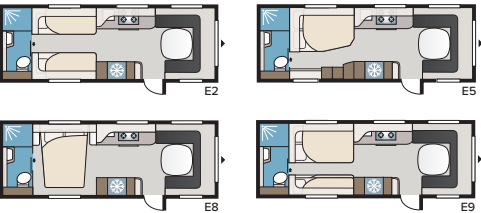




### Royal 740 TDL

The luxurious bathroom in this caravan features a walk-in shower as well as a large wardrobe. With KABE's unique Flexline-system, this model can be equipped with bed spaces for up to six people.

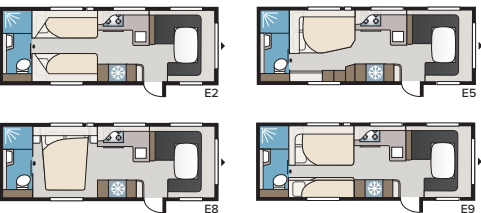
TECHNICAL SPECIFICATION	
Overall length	880 cm
Overall height	278 cm
Overall width KS	250 cm
Body length	755 cm
Interior body length	660 cm
Interior height	196 cm
Interior width KS	235 cm
Living area KS	15,2 m²
Bed space KS – Front	225 x 182/147 cm
Rear E2	2 x 196 x 88 cm
E5	196 x 140/118 cm
E8	199 x 156/118 cm
E9	196 x 140 + 2 x 196 x 60 cm



### Royal 740 CTDL

Royal 740 CTDL takes KABE-living to the next level with a floor plan that feels like home. You will find a large and luxurious bathroom with a separate walk-in shower in the back of the caravan. KABE's new L-shaped kitchen includes lots of equipment and an extra spacious seating area with smart TV storage built into the sofa backrest. TV is not included.

TECHNICAL SPECIFICATION	
Overall length	880 cm
Overall height	278 cm
Overall width KS	250 cm
Body length	755 cm
Interior body length	660 cm
Interior height	196 cm
Interior width KS	235 cm
Living area KS	15,2 m²
Bed space KS – Front	225 x 220/140 cm
Rear E2	2 x 196 x 88 cm
E5	196 x 140/118 cm
E8	199 x 156/118 cm
E9	196 x 140 + 2 x 196 x 60 cm
TV max size	775 x 434 x 70 mm

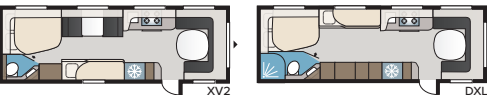


### Royal 780 BGXL

Royal 780 BGXL is the perfect choice with lots of space for a large family. You will find a spacious double bed for the grown-ups and bunk beds for the little ones as well as a large bathroom.

Floor plan with a separate shower (DXL) is also available.

TECHNICAL SPECIFICATION	
Overall length	940 cm
Overall height	278 cm
Overall width KS	250 cm
Body length	815 cm
Interior body length	720 cm
Interior height	196 cm
Interior width KS	235 cm
Living area KS	16,9 m²
Bed space KS – Front	225 x 165/136 cm
Dinette	191 x 88 cm
Rear XV2	196 x 140/118 + 2 x 196 x 68 cm
Rear DXL	196 x 140/118 + 2 x 196 x 68 cm







## Royal 780 TDL

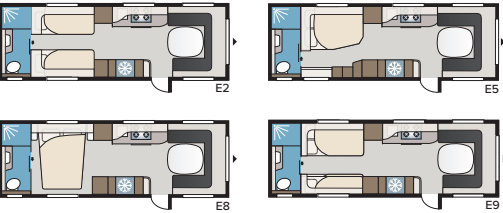
Royal 780 TDL is our best seller in 780-length. Choose between four bed options: a double bed, transversed double bed, two single beds or bunk beds.



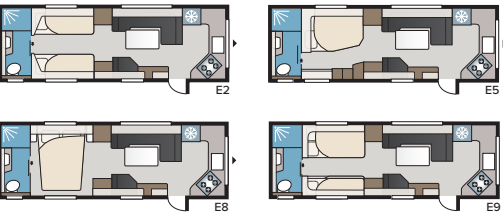
## Royal 780 TDL FK

This model features a 235 cm wide kitchen with a panorama window in the front of the caravan. In the kitchen, you will find a four-burner gas stove and an oven. Additionally, there is a generous and flexible bedroom area, a large bathroom and lots of storage. Your family will enjoy the living space in this model.

TECHNICAL SPECIFICATION	
Overall length	940 cm
Overall height	278 cm
Overall width KS	250 cm
Body length	815 cm
Interior body length	720 cm
Interior height	196 cm
Interior width KS	235 cm
Living area KS	16,9 m²
Bed space KS – Front	225 x 184/169 cm
Rear E2	2 x 196 x 88 cm
E5	196 x 140/118 cm
E8	199 x 156/118 cm
E9	196 x 140 + 2 x 196 x 60 cm



TECHNICAL SPECIFICATION	
Overall length	940 cm
Overall height	278 cm
Overall width KS	250 cm
Body length	815 cm
Interior body length	720 cm
Interior height	196 cm
Interior width KS	235 cm
Living area KS	16,9 m²
Bed space KS – Middle	211 x 117 cm
Rear E2	2 x 196 x 88 cm
E5	196 x 140/118 cm
E8	199 x 156/118 cm
E9	196 x 140 + 2 x 196 x 60 cm



## Royal Hacienda 880 BTDL

The standard version of this model features four to five bed spaces. The seating area in the front as well as the dinette area converts to extra beds and along with an overhead cabinet loft bed, you can quickly fit up to nine people!



## Royal Hacienda 880 DTDL

880 DTDL has lots of space! This model features a transversed extra large double bed and a bathroom that spans the entire width in the back of the caravan. You will feel right at home.



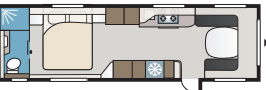
## Royal Hacienda 880 TDL

The standard version of Royal Hacienda 880 TDL features four to five bed spaces. Choose between a double bed, transversed double bed, two single beds or bunk beds.

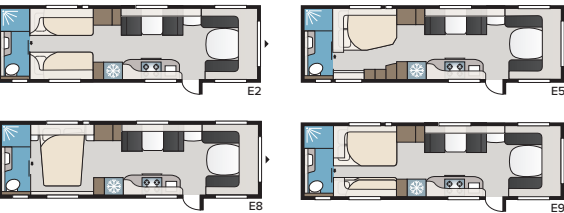
TECHNICAL SPECIFICATION	
Overall length	1040 cm
Overall height	278 cm
Overall width KS	250 cm
Body length	915 cm
Interior body length	820 cm
Interior height	196 cm
Interior width KS	235 cm
Living area KS	19,3 m²
Bed space KS – Front	225 x 161/136 cm
Rear	196 x 140 cm
Dinette	191 x 88 cm
Double bunkbed	2 x 196 x 68 cm



TECHNICAL SPECIFICATION	
Overall length	1040 cm
Overall height	278 cm
Overall width KS	250 cm
Body length	915 cm
Interior body length	820 cm
Interior height	196 cm
Interior width KS	235 cm
Living area KS	19,3 m²
Bed space KS – Front	225 x 198/169 cm
Rear	188 x 156 cm



TECHNICAL SPECIFICATION	
Overall length	1040 cm
Overall height	278 cm
Overall width KS	250 cm
Body length	915 cm
Interior body length	820 cm
Interior height	196 cm
Interior width KS	235 cm
Living area KS	19,3 m²
Bed space KS – Front	225 x 184/169 cm
Rear E2	2 x 196 x 88 cm
E5	196 x 140/118 cm
E8	199 x 156/118 cm
E9	196 x 140 + 2 x 196 x 60 cm
Dinette	191 x 88 cm







## Royal Hacienda 880 TDL FK

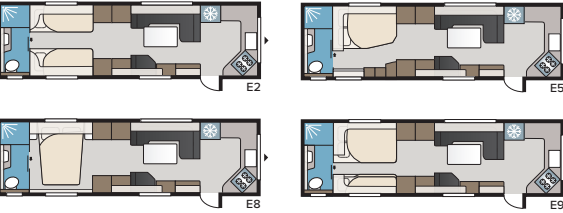
This is the perfect choice if you love to cook! 880 TDL FK features a spacious kitchen located in the front of the caravan with a panorama window that lets in lots of light. This model has a very generous floor plan!



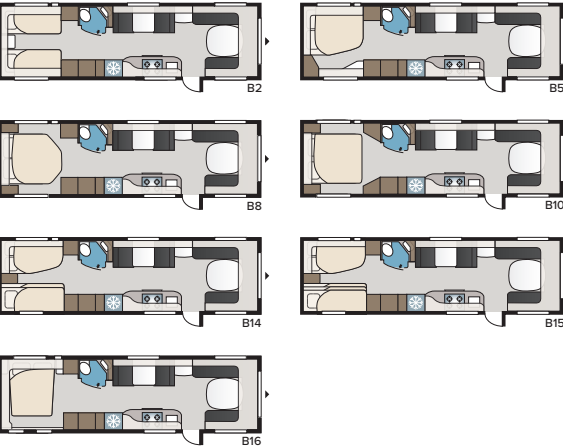
## Royal Hacienda 880 GLE

Royal Hacienda 880 GLE is available in seven floor plans! You will definitely find an option that suits you and your family.

TECHNICAL SPECIFICATION	
Overall length	1040 cm
Overall height	278 cm
Overall width KS	250 cm
Body length	915 cm
Interior body length	820 cm
Interior height	196 cm
Interior width KS	235 cm
Living area KS	19,3 m²
Bed space KS – Middle	211 x 117 cm
Rear E2	2 x 196 x 88 cm
E5	196 x 140/118 cm
E8	199 x 156/118 cm
E9	196 x 140 + 2 x 196 x 60 cm



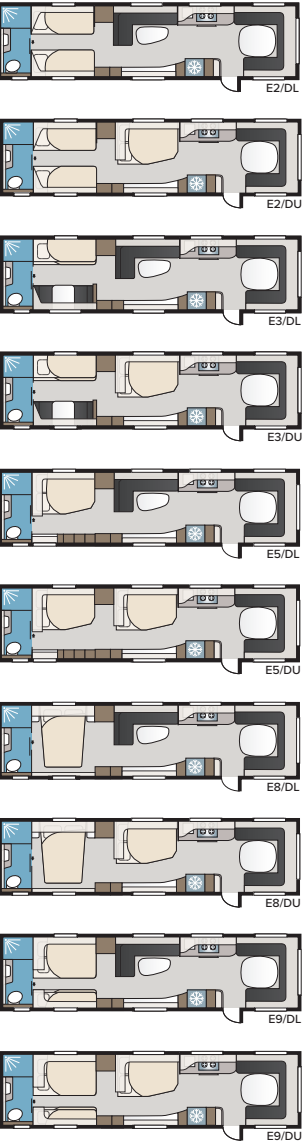
TECHNICAL SPECIFICATION	
Overall length	1040 cm
Overall height	278 cm
Overall width KS	250 cm
Body length	915 cm
Interior body length	820 cm
Interior height	196 cm
Interior width KS	235 cm
Living area KS	19,3 m²
Bed space KS – Front	225 x 211/169 cm
Rear B2	2 x 196 x 88 cm
B5	196 x 160/138 cm
B8	190 x 150/60 cm
B10	196 x 156 cm
B14	196 x 129/102 + 2 x 196 x 68 cm
B15	196 x 129/102 + 188 x 63 + 2 x 196 x 68 cm
B16	199 x 156/118 cm
Dinette	191 x 88 cm



## Royal Hacienda 1000 TDL

Royal Hacienda 1000 TDL measures an amazing 22 m². And with our Flexline-system, there are almost no limits to how you can tailor the interior for your personal needs.

TECHNICAL SPECIFICATION	
Overall length	1160 cm
Overall height	278 cm
Overall width KS	250 cm
Body length	1035 cm
Interior body length	940 cm
Interior height	196 cm
Interior width KS	235 cm
Living area KS	22,0 m²
Bed space KS – Front	225 x 198/169 cm
Rear E2	2 x 196 x 88 cm
E3	2 x 196 x 77 + 196 x 96 cm
E5	196 x 140 cm
E8	199 x 156/118 cm
E9	196 x 140 + 2 x 196 x 60 cm
DU	196 x 140 cm





# KABE Imperial

The Imperial-series defines the premium segment of caravans. You will recognize the exclusive eye-catching exterior with its smooth, high gloss panels and our 3D-graphics.

Imperial includes a unique new hybrid stove 'gas-under-glass', modern cabinet doors, rich leather upholstery or Eco-friendly Las Vegas artificial leather, a microwave, a flush toilet with a ceramic bowl, air conditioning, specially designed premium sound system and KABE Smart D electrical system to name a few. KABE Imperial is built for those who want the very best.

**KABE Smart Level** with three useful functions is included in the Smart D-panel. Smart Level monitors the gas level (with the use of one gas bottle, not for composite bottles), tyre pressure and the tilt of the caravan when parked. The panel displays the gas level so you don't have to worry about unexpectedly running out during your trip. The tyre pressure sensor helps you maintain the correct air pressure in the tyres, ensuring safer and more fuel-efficient driving. Smart Level also includes a level indicator that shows the caravan's tilt during setup, which affects both comfort and functionality in your living space. Standard in Imperial.

All Imperial models are listed on page 88.

## Standard equipment

In addition to the standard equipment for Estate (p. 51), Gemstone (p. 59) and Royal (p. 69) – our top-of-the-line KABE Imperial-series also includes:

- ▶ 17" Diamond Cut aluminium rims
- ▶ Smooth exterior panels with Innovation Design graphics
- ▶ Heki II skylight with surround lighting
- ▶ Total weight 2000 / 2650 kg
- ▶ Dometic Fresh Jet FJX4 2200 air conditioner
- ▶ Alde zone heating
- ▶ Unique new hybrid stove 'gas-under-glass' (with an induction surface and two gas burners) and a built-in oven
- ▶ KABE AutoDrain (automatically empties the water system)
- ▶ Microwave positioned under the refrigerator
- ▶ Leather or artificial leather upholstery
- ▶ Slide-out sofa
- ▶ Swivel flush toilet with a ceramic bowl
- ▶ KABE Premium Sound System with DAB
- ▶ KABE Smart Level

See options for Imperial on pages 96-99.







## News! Unique new hybrid stove 'gas-under-glass' and new built-in oven with a glass front!

- Updated entry area with space for a larger TV in all floor plans. The adjustable TV-mount is placed on the wall in the entry. The new design can fit a TV up to 32 inches in size.
- Updated kitchen counter.
- Modern square sink with a new black flexi-faucet with flexible extension.
- Large new Thetford refrigerator in gloss black metallic (not for Imperial 630 TDL FK).
- Kitchen drawers with new top-mount black handles.
- Stylish new black handles for wardrobe doors, storage and cabinets.
- All chrome interior details, such as reading lights, faucets and shower now feature a black finish.
- New option: L-shaped kitchen for Imperial 560 XL and 600 XL.
- New option: 3500 kg chassis for 880-models!

## KABE Imperial 2025

In Imperial, you will find our most exclusive interior. The wood laminate Atlas Zeder with a cosy warm brown tone is complemented by a light floor and overhead cabinet doors in Cashmere (both front and back), creating a beautiful contrast. The kitchen cabinets in our Imperial-kitchen feature high-gloss doors in a soft crème shade, Sabbia High Gloss.

**With brand new design accents such as black chrome handles and hooks, we create a luxurious feeling of modern elegance.**

In addition to all the equipment from our other kitchens, there is an exciting innovation in the Imperial-kitchen – the hybrid stove 'gas-under-glass'. With an induction surface and two gas burners neatly hidden under the smooth cooktop, the new hybrid stove is both aesthetically pleasing and easy to clean. The microwave is placed under the refrigerator to provide more space in the kitchen cabinets and to preserve the clean lines in the kitchen.

The living area is furnished with carefully selected materials and timeless design. Relax in the spacious sofa with leather or artificial leather upholstery (standard). Adjustable headrest is an added bonus, move it up and down or from side-to-side for even more comfort.

The light fixture in our front kitchen (FK) models and the ceiling light are covered in faux suede. The Heki II skylight is framed with a laminate fixture with integrated lights.

Our updated entry provides space for a larger TV – up to 32 inches! Our CXL and CTDL solutions retain their layout with the TV-mount placed in the backrest of the sofa (photo on the right). In the entry, you will also find a bar cabinet with horizontal bottle storage and a slim wardrobe with two spacious drawers at the bottom.

A modern smart switch with touch-function is included in the bedroom and our XL-bed features the reading light Duospot with three switches.

The large shower in our TDL-models features a modern wall design that matches the Light Concrete laminate from the bathroom countertop. The wall behind the stylish mirror matches the countertop as well.

With the KABE Smart D Remote app, you can manage the caravan's control panel from anywhere. Available as an option for Imperial-models. To maximize your media choices, a wireless router is standard. Imperial is equipped with Premium Sound System. Relax and enjoy your favourites!

The Imperial-series includes the latest generation AC from Dometic (Fresh Jet FJX4 2200) to ensure that you are as comfortable as possible, even on the hottest summer days (read more on page 32).

A lock for the watertank cover is standard.

The Imperial series is equipped with exclusive 17" rims in a Diamond Cut-design, entirely unique to KABE.



- ▷ **Wood laminate:** Atlas Zeder
- ▷ **Floor:** Light
- ▷ **Overhead cabinet doors front/back:** Cashmere
- ▷ **Kitchen cabinet doors:** Sabbia High Gloss
- ▷ **Kitchen countertop and backsplash:** Light Concrete laminate
- ▷ **Back wall:** Cashmere
- ▷ **Table and countertop:** Latte laminate
- ▷ **Entry area countertop:** Light Concrete laminate
- ▷ **Bathroom countertop:** Light Concrete laminate
- ▷ **Bathroom cabinet doors:** Atlas Zeder (Cashmere overhead cabinet doors for TDL-models)
- ▷ **Wardrobe doors (bedroom):** Atlas Zeder
- ▷ **Leather collections:** Hollywood (dark grey) and Baltimore (beige)
- ▷ **Artificial leather:** Las Vegas (brown)



17 models – 60 floor plans



Imperial 560 XL



Imperial 600 XL



Imperial 600 CXL



Imperial 630 TDL



Imperial 630 TDL



Imperial 630 TDL FK



Imperial 740 TDL



Imperial 740 CTDL



Imperial 780 DGLE



Imperial 780 TDL



Imperial 780 TDL FK



Imperial 880 BTDL



Imperial 880 DTDL



Imperial 880 TDL



Imperial 880 TDL FK



Imperial 880 GLE



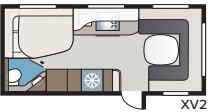
Imperial 1000 TDL



Imperial 560 XL

KABE Imperial features our exclusive exterior Innovation Design. Imperial 560 XL is a compact model with all the special features of the larger Imperial models.

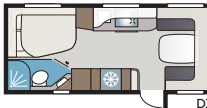
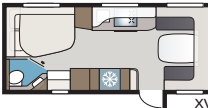
TECHNICAL SPECIFICATION	
Overall length	770 cm
Overall height	278 cm
Overall width Std.	230 cm
Overall width KS	250 cm
Body length	645 cm
Interior body length	550 cm
Interior height	196 cm
Interior width Std.	215 cm
Interior width KS	235 cm
Living area Std.	11,8 m <sup>2</sup>
Living area KS	12,9 m <sup>2</sup>
Bed space Std. – Front	205 x 179/150 cm
Rear XV2	196 x 129/102 cm
Bed space KS – Front	225 x 179/150 cm
Rear XV2	196 x 140/118 cm



Imperial 600 XL

In Imperial 600 XL you can choose between additional storage space or the DXL option with a separate shower.

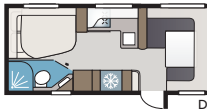
TECHNICAL SPECIFICATION	
Overall length	820 cm
Overall height	278 cm
Overall width KS	250 cm
Body length	695 cm
Interior body length	600 cm
Interior height	196 cm
Interior width KS	235 cm
Living area KS	14,1 m <sup>2</sup>
Bed space KS – Front	225 x 177/150 cm
Rear XV2	196 x 140/118 cm
DXL	196 x 140/118 cm



Imperial 600 CXL

Imperial 600 CXL features an L-shaped kitchen and a generously sized sofa. Bathroom with a separate shower (DXL) is available as an option. When the TV is not in use, it fits neatly into a smart compartment in the sofa's backrest. TV is not included.

TECHNICAL SPECIFICATION	
Overall length	820 cm
Overall height	278 cm
Overall width KS	250 cm
Body length	695 cm
Interior body length	600 cm
Interior height	196 cm
Interior width KS	235 cm
Living area KS	14,1 m <sup>2</sup>
Bed space KS – Front	225 x 205/150 cm
Rear XV2	196 x 140/118 cm
DXL	196 x 140/118 cm
TV max size	775 x 434 x 70 mm



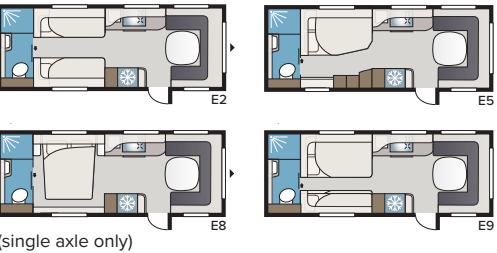




## Imperial 630 TDL

Our TDL floor plan is one of KABE's best sellers. This model offers a large kitchen, spacious seating area, either two comfortable single beds, a double bed or bunk bed solution and a bathroom that spans the entire width of the back of the caravan.

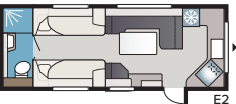
TECHNICAL SPECIFICATION	
Overall length	850 cm
Overall height	278 cm
Overall width KS	250 cm
Body length	725 cm
Interior body length	630 cm
Interior height	196 cm
Interior width KS	235 cm
Living area KS	14,8 m²
Bed space KS – Front	225 x 166/145 cm
Rear E2	2 x 196 x 88 cm
E5	196 x 140/118 cm
E8	199 x 156/118 cm
E9	196 x 140 + 2 x 196 x 60 cm



## Imperial 630 TDL FK

This model features a unique floor plan. The kitchen is placed in the front of the caravan and the seating area in the middle. In the rear of 630 TDL FK, the layout is the same E2-solution as our 630 TDL.

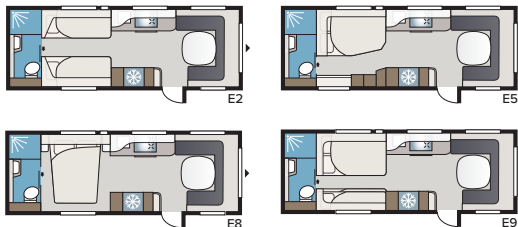
TECHNICAL SPECIFICATION	
Overall length	850 cm
Overall height	278 cm
Overall width KS	250 cm
Body length	725 cm
Interior body length	630 cm
Interior height	196 cm
Interior width KS	235 cm
Living area KS	14,8 m²
Bed space KS – Middle	211 x 117 cm
Rear E2	2 x 196 x 78 cm



## Imperial 740 TDL

This model has more space than the smaller 630 TDL and the same quality equipment. Choose between four bed options: a double bed, transversed double bed, two single beds or bunk beds.

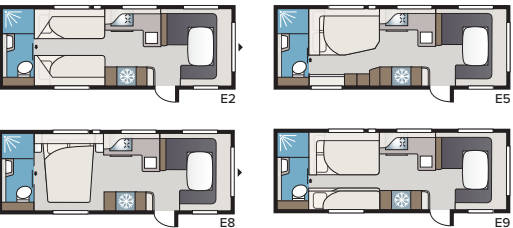
TECHNICAL SPECIFICATION	
Overall length	880 cm
Overall height	278 cm
Overall width KS	250 cm
Body length	755 cm
Interior body length	660 cm
Interior height	196 cm
Interior width KS	235 cm
Living area KS	15,2 m²
Bed space KS – Front	225 x 182/147 cm
Rear E2	2 x 196 x 88 cm
E5	196 x 140/118 cm
E8	199 x 156/118 cm
E9	196 x 140 + 2 x 196 x 60 cm



## Imperial 740 CTDL

Imperial 740 CTDL takes KABE-living to the next level with a floor plan that feels like home. You will find a large and luxurious bathroom with a separate walk-in shower in the back of the caravan. KABE's new L-shaped kitchen includes lots of equipment and an extra spacious seating area with smart TV storage built into the sofa backrest. TV is not included.

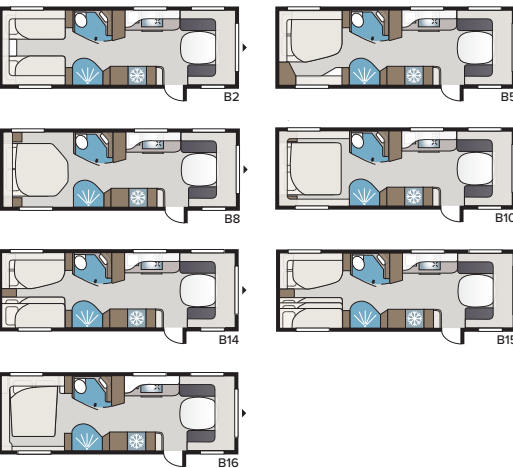
TECHNICAL SPECIFICATION	
Overall length	880 cm
Overall height	278 cm
Overall width KS	250 cm
Body length	755 cm
Interior body length	660 cm
Interior height	196 cm
Interior width KS	235 cm
Living area KS	15,2 m²
Bed space KS – Front	225 x 220/140 cm
Rear E2	2 x 196 x 88 cm
E5	196 x 140/118 cm
E8	199 x 156/118 cm
E9	196 x 140 + 2 x 196 x 60 cm
TV max size	775 x 434 x 70 mm



## Imperial 780 DGLE

In Imperial 780 DGLE, shower and toilet are placed on opposite sides of the caravan. If you open both doors, the entire bedroom area is separated from the living area in the front. Practical and private! With our Flexline-solutions, you can choose the bedroom option that works best for you – two single beds, double bed or bunk beds.

TECHNICAL SPECIFICATION	
Overall length	940 cm
Overall height	278 cm
Overall width KS	250 cm
Body length	815 cm
Interior body length	720 cm
Interior height	196 cm
Interior width KS	235 cm
Living area KS	16,9 m²
Bed space KS – Front	225 x 175/150 cm
Rear B2	2 x 196 x 88 cm
B5	196 x 160/138 cm
B8	190 x 150/60 cm
B10	196 x 156 cm
B14	196 x 129/102 + 2 x 196 x 68 cm
B15	196 x 129/102 + 188 x 63 + 2 x 196 x 68 cm
B16	199 x 156/118 cm



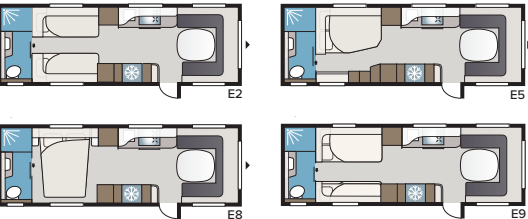




## Imperial 780 TDL

Imperial 780 TDL is available in four floor plans with everything you need for comfortable caravan-living and a lots of space.

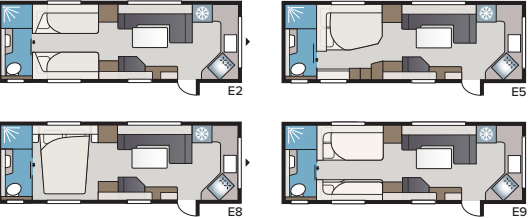
TECHNICAL SPECIFICATION	
Overall length	940 cm
Overall height	278 cm
Overall width KS	250 cm
Body length	815 cm
Interior body length	720 cm
Interior height	196 cm
Interior width KS	235 cm
Living area KS	16,9 m²
Bed space KS – Front	225 x 184/169 cm
Rear E2	2 x 196 x 88 cm
E5	196 x 140/118 cm
E8	199 x 156/118 cm
E9	196 x 140 + 2 x 196 x 60 cm



## Imperial 780 TDL FK

This model was developed especially for those who love to cook! In the front of the caravan, you will find a 235 cm wide kitchen with our new 'gas-under-glass' hybrid cooktop, a built-in oven, a microwave and a panorama window. In addition, it features a generous living area, flexible bedroom solutions, a large bathroom and lots of storage.

TECHNICAL SPECIFICATION	
Overall length	940 cm
Overall height	278 cm
Overall width KS	250 cm
Body length	815 cm
Interior body length	720 cm
Interior height	196 cm
Interior width KS	235 cm
Living area KS	16,9 m²
Bed space KS – Middle	211 x 117 cm
Rear E2	2 x 196 x 88 cm
E5	196 x 140/118 cm
E8	199 x 156/118 cm
E9	196 x 140 + 2 x 196 x 60 cm



## Imperial 880 BTDL

The standard version of this model features four to five bed spaces. The seating area in the front as well as the dinette area converts to extra beds and along with an overhead loft bed cabinet you can quickly fit up to nine people!

TECHNICAL SPECIFICATION	
Overall length	1040 cm
Overall height	278 cm
Overall width KS	250 cm
Body length	915 cm
Interior body length	820 cm
Interior height	196 cm
Interior width KS	235 cm
Living area KS	19,3 m²
Bed space KS – Front	225 x 161/136 cm
Rear	196 x 140 cm
Dinette	191 x 88 cm
Double bunkbed	2 x 196 x 68 cm



## Imperial 880 DTDL

Imperial 880 DTDL has lots of space! This model features an extra wide, transversed double bed and a bathroom that spans the entire width in the back of the caravan. A bedroom with an en-suite bathroom, just like home.

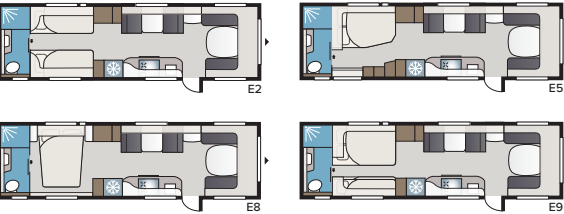
TECHNICAL SPECIFICATION	
Overall length	1040 cm
Overall height	278 cm
Overall width KS	250 cm
Body length	915 cm
Interior body length	820 cm
Interior height	196 cm
Interior width KS	235 cm
Living area KS	19,3 m²
Bed space KS – Front	225 x 198/169 cm
Rear	188 x 156 cm



## Imperial 880 TDL

The standard version of Royal Hacienda 880 TDL features four to five bed spaces. Choose between a double bed, transversed double bed, two single beds or bunk beds.

TECHNICAL SPECIFICATION	
Overall length	1040 cm
Overall height	278 cm
Overall width KS	250 cm
Body length	915 cm
Interior body length	820 cm
Interior height	196 cm
Interior width KS	235 cm
Living area KS	19,3 m²
Bed space KS – Front	225 x 184/169 cm
Rear E2	2 x 196 x 88 cm
E5	196 x 140/118 cm
E8	199 x 156/118 cm
E9	196 x 140 + 2 x 196 x 60 cm
Dinette	191 x 88 cm







## Imperial 880 TDL FK

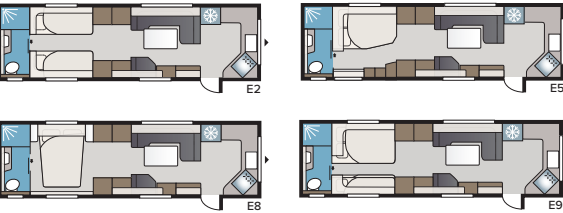
This is the perfect choice if you love to cook. With a spacious kitchen that spans the entire width of the caravan's front and includes our unique new 'gas-under-glass' hybrid cooktop, a built-in oven, a microwave and a panorama window. 880 TDL FK has lots of room!



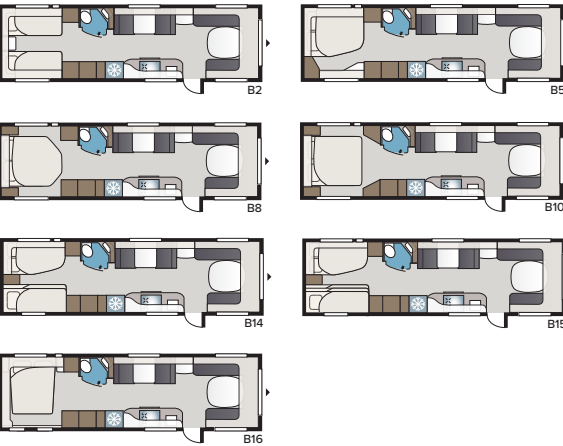
## Imperial 880 GLE

Imperial 880 GLE is available in seven floor plans! You will definitely find an option that suits you and your family.

TECHNICAL SPECIFICATION	
Overall length	1040 cm
Overall height	278 cm
Overall width KS	250 cm
Body length	915 cm
Interior body length	820 cm
Interior height	196 cm
Interior width KS	235 cm
Living area KS	19,3 m²
Bed space KS – Middle	211 x 117 cm
Rear E2	2 x 196 x 88 cm
E5	196 x 140/118 cm
E8	199 x 156/118 cm
E9	196 x 140 + 2 x 196 x 60 cm



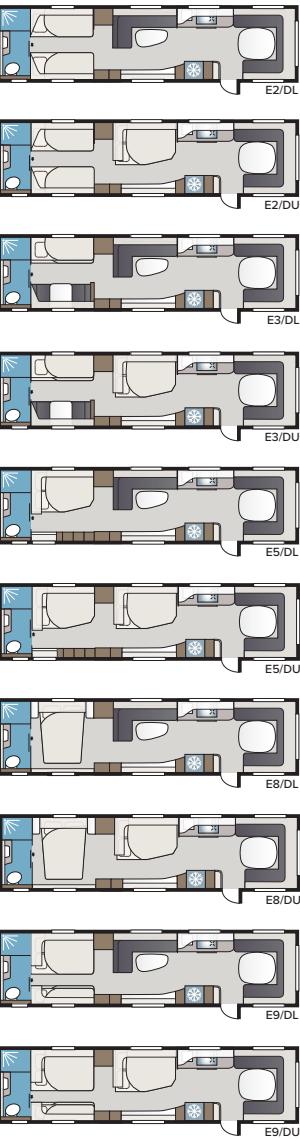
TECHNICAL SPECIFICATION	
Overall length	1040 cm
Overall height	278 cm
Overall width KS	250 cm
Body length	915 cm
Interior body length	820 cm
Interior height	196 cm
Interior width KS	235 cm
Living area KS	19,3 m²
Bed space KS – Front	225 x 211/169 cm
Rear B2	2 x 196 x 88 cm
B5	196 x 160/138 cm
B8	190 x 150/60 cm
B10	196 x 156 cm
B14	196 x 129/102 + 2 x 196 x 68 cm
B15	196 x 129/102 + 188 x 63 + 2 x 196 x 68 cm
B16	199 x 156/118 cm
Dinette	191 x 88 cm



## Imperial 1000 TDL

Imperial 1000 TDL measures an amazing 22 m². With our flexible floor plan solutions KABE Flexline, you can tailor the interior layout to suit your needs.

TECHNICAL SPECIFICATION	
Overall length	1160 cm
Overall height	278 cm
Overall width KS	250 cm
Body length	1035 cm
Interior body length	940 cm
Interior height	196 cm
Interior width KS	235 cm
Living area KS	22,0 m²
Bed space KS – Front	225 x 198/169 cm
Rear E2	2 x 196 x 88 cm
E3	2 x 196 x 77 + 196 x 96 cm
E5	196 x 140 cm
E8	199 x 156/118 cm
E9	196 x 140 + 2 x 196 x 60 cm
DU	196 x 140 cm





# Options for Royal, Imperial

**Finishing touches for your KABE.** We know what it takes to build comfortable caravans. Every KABE includes a generous list of standard equipment. In fact, we include many features that our competitors charge extra for. But we all have different needs, and we want to provide you with the opportunity to customise your caravan to perfection for you and your family. We offer a wide range of accessories to enhance your KABE-experience.


## BODY



17" aluminium rims (standard in Imperial)



Tandem axles  
Royal / Imperial 630 TDL  
Royal 630 TDL FK  
Royal 630 GLE  
(standard in Imperial 630 TDL FK)



Total weight:  
• 2000 kg (standard in Imperial)  
• 2300 kg (single axle 600-630)  
• 2650 kg (standard for Imperial tandem-models)  
• 2800 kg  
• 3500 kg (880-models)



Electric step



Panorama window in the front (only in KS, standard in FK-models)



Tinted windows



Front door with a tinted window



AC Dometic Fresh Jet FJX4 2200 (standard in Imperial)



**Solar panel.** Produce your own electricity! Environmentally friendly, easy and practical. The superior quality solar panel package from GoCamp provides 140 W. The panel's frame is constructed in heavy aluminium, with aerodynamic spoilers that reduce the wind noise when driving.

If you are free camping, the options large battery and solar panel are recommended.



**Alde Flow in boiler 3030 Plus.** With Alde Flow you can take a warm shower for as long as you like! Alde Flow is a separate warmwater tank that can be connected to the glycol heating system. The tank preheats the fresh water before it reaches the boiler's ordinary hot water heater and provides constant flow of warm water.



**Water purification system – Alde AquaClear UV-C (Alde Compact 3030 boiler).** Efficient water purification that protects the user in a gentle and Eco-friendly way. Unwanted viruses and bacteria, pesticides and chemicals are removed. The water is disinfected with UV-C light generated from LED's. In addition, the water passes through a carbon filter that removes any odour, bad taste and colour.

## KITCHEN



**NEW OPTION! Induction stove** (standard in Imperial)



**NEW OPTION! Corner kitchen** for 560 XL and 600 XL




**Compressor refrigerator.** Refrigerator with a 12 V compressor. Provides a spacious refrigerator with a generous freezer compartment.



Microwave under the refrigerator (standard in Imperial, in FK-models it is located under the counter)

## LIVING ROOM



Removable table support (standard in FK-models, not for 540 GLE)



**Hollywood leather upholstery**  
• Front seating  
• Front seating + middle dinette (standard in Imperial)




**Baltimore leather upholstery**  
• Front seating  
• Front seating + middle dinette (standard in Imperial)



**NEW! Las Vegas artificial leather**  
• Front seating  
• Front seating + middle dinette (standard in Imperial)

## BEDROOM




Electric adjustable headboard (standard in Imperial, not for E9 bed)



Loft bed cabinet with doors (only certain bedroom solutions and for middle dinette area)




Fitted carpet



Storage under bunk bed (B14, E9)

## BATHROOM



Grand Lit B2 (extra large bed) – convert two single beds to one double bed (only in GLE-models)



Wood insert for the shower – Royal, Imperial (TDL, DXL)




Thetford toilet with a ceramic bowl (standard in Imperial)



**Cinderella combustion toilet.** Cinderella is a modern and environmentally friendly toilet solution with a large capacity and high operational reliability. Paper, urine and faeces are burned at a high temperature resulting in a minimal amount of ash (about one cup per person per month). Clean, hygienic and odourless (for TDL-models and 780 DGLE).





Mirror image TDL-bathroom for the following Flexline-solutions: E2, E8 (except for 630 TDL FK, Cinderella toilet or 880 TDL with E8-solution)



Mirror image floor plan for bedroom and bathroom, E8-solution



Shower instead of console (DXL)




Fan in the shower (TDL, 780 DGLE)

### ELECTRIC / TECHNOLOGY



Shower pump (TDL-models)



Electricity meter in the electrical box



AGM 130 Ah battery incl. case



Mover:  
• Tandem axle  
• Single axle



Converter DC121210 – Booster (reinforced charge while driving)



External antenna for router



150 Ah lithium battery



Duocontrol has a built-in automatic gas switch, reduction valve and collision sensor which is triggered on impact with a G-force of 3.5 G. The supply of gas is shut off immediately to avoid a gas leak. Duo Control is approved in all of Europe and allows for the gas to be on while driving.


### ADDITIONAL EQUIPMENT



Direct drain – wastewater bypass tank (standard in Imperial)



City water



70 litre water tank (not for 600 TDL, 630 TDL/TDL FK)

### ELECTRIC / TECHNOLOGY



**KABE Smart D Remote.** KABE Smart D Remote\* enables you to manage the control panel remotely, from anywhere. KABE Smart D Remote is built with a 4G router with an internal antenna and a mobile modem (external antenna is available as an option). In addition to managing heating, lighting and keep track of the caravan's functions and alarms via your cell phone, you also have access to a wireless internet connection on the road.

\* With your purchase of KABE Smart D Remote, a 36 month subscription is included. After 36 months, you will pay a yearly fee for the use of the app. A separate mobile data subscription is also required.



**KABE Smart Level – makes your KABE-life even simpler!**  
The Smart D panel includes KABE Smart Level with three useful functions. Smart Level tracks your gas level (with the use of one gas bottle, not for composite bottles), tyre air pressure and the tilt of the caravan. Don't worry about running out of gas in the middle of your trip, the panel displays your current gas level. The tyre air pressure sensor helps you ensure that the tyres have the right air pressure for a safe and fuel-efficient drive. Additionally, a level indicator is included with KABE Smart Level. When your caravan is parked, the display shows your caravan's tilt. An important factor for a pleasant and functional stay.

With KABE Smart Level, we improve your KABE-life even a bit more! (standard in Imperial)

### ECO PACKAGE



150 Ah lithium battery with battery sensor



Solar panel

The Eco package is perfect when you want the freedom to camp anywhere for a longer period of time, without worrying about the supply of electricity. The new 150 Ah lithium battery is more durable than an ordinary battery and with solar panels you can produce your own electricity.



