

# 2006



# KABE

Made in Sweden

DE

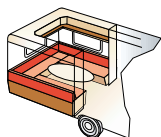



## När du väljer KABE får du kvalitet!

KABE är Sveriges äldsta husvagnsfabrik som fortfarande är i produktion! Den första husvagnen byggdes redan 1958 och sedan dess har KABE varit ledande vad gäller både produktutveckling och tillverkningsteknik. Det har gjort KABE till Sveriges mest köpta husvagn! I den moderna husvagnsfabriken i Tenhult utanför Jönköping hittar man yrkesskickliga hantverkare och den senaste datastyrda maskinparken. KABEs utvecklingsavdelning arbetar kontinuerligt med att finna de bästa konstruktionlösningarna och ser till att kundernas högt ställda krav på kvalitet och funktion efterlevs. Därför är det tryggt att välja en KABE och det är därför KABE har nöjda kunder!

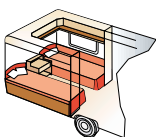


**KABE**   
*Alltid steget före*



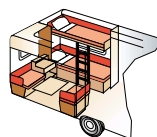
**B1**

Standard:  
205 x 196  
King Size:  
225 x 196



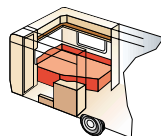

**B2**

Standard:  
2 x 196 x 78  
King Size:  
2 x 196 x 88



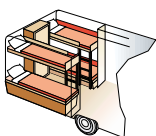
**B3**

Standard:  
2 x 196 x 77 + 196 x 86  
King Size:  
2 x 196 x 87 + 196 x 96



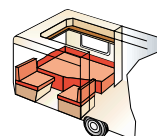
**B5**

Standard:  
196 x 140 / 118  
King Size:  
196 x 160 / 138



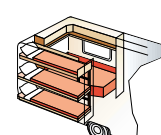

**B6**

Standard:  
4 x 196 x 77  
King Size:  
4 x 196 x 87



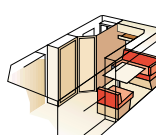
**B7**

Standard:  
196 x 124 / 102 + 196 x 77  
King Size:  
196 x 140 / 118 + 196 x 77



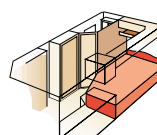
**B11**

King Size:  
196 x 140 / 118  
+ 2 x 196 x 68  
+ 1 x 196 x 62



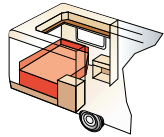
**XV1**

Standard:  
196 x 128 / 89  
King Size:  
196 x 148 / 109



**XV2**

Standard:  
196 x 124 / 102  
King Size:  
196 x 140 / 118



#### B4

Standard:  
200 x 140 / 118  
King Size:  
200 x 140 / 118

### Flexline bietet maximale Freiheit!

Dank des vielfältigen Modellsortimentes auf dem Markt gibt es immer einen KABE, der genau zu Ihnen und Ihrer Familie passt. KABE war als erster Hersteller mit dem einzigartigen Flexline-System auf dem Markt. Flexline bietet Ihnen ein vielfältiges Angebot an verschiedenen Einrichtungs-Kombinationen, mit denen Sie sich Ihren individuellen Wohnwagen zusammenstellen. Dabei stehen Ihnen über 80 Lösungsvorschläge zur Auswahl, die sich auf 24 Modelle, 1 - 14 Flexline-Alternativen, 2 Breiten (Standard oder King Size), 4 Textil- und 2 Lederkollektionen sowie Hunderten von Zubehörprodukten verteilen. Die Flexline-Lösungen XV1 und XV2 sind jetzt auch in spiegelverkehrten Ausführungen (XF1 und XF2) für die Wohnwagen-Modelle Ametist VXL erhältlich.

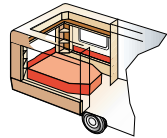
### Daunenbezüge

Athena und Apollon werden mit einfarbiger oder gemusterter Tagesdecke geliefert.

### Bei der Bestellung von Lederbezügen zu beachten!

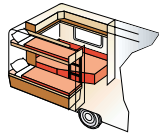
Leder ist in zahlreichen Güteklassen erhältlich, die unterschiedlich viel Pflege fordern. Wir haben den klassischen Bezug Afrodite gewählt, dessen dünne Schutzschicht die Reinigung erleichtert. Daher ist er auch bei Familien mit Kindern besonders beliebt. Zeus ist eine Lederqualität für Anspruchsvolle, die Wert auf das echte Leder-Erlebnis legen. Das atmungsaktive Leder absorbiert Feuchtigkeit und fühlt sich weich und geschmeidig an.

**HINWEIS!** Auf den Abbildungen dieser Broschüre kann Sonderausrüstung zu sehen sein.



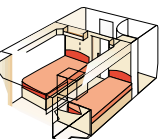
#### B8

King Size:  
196 x 156



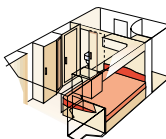
#### B9

King Size:  
196 x 140 / 118  
+ 2 x 196 x 68



#### TDL E

Standard:  
2 x 196 x 78  
King Size:  
2 x 196 x 88




#### TDL U

Standard:  
196 x 120  
King Size:  
196 x 140


POSEIDON




APOLLON




ATHENA




HERA

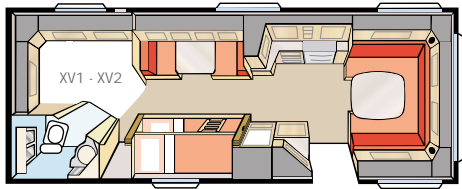


AFRODITE

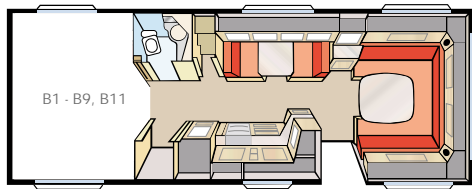


ZEUS

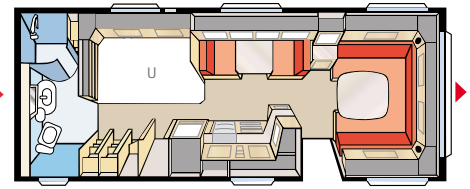




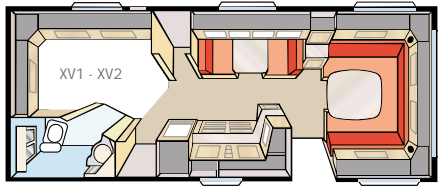
**Royal 780 BGXL** XV1 - XV2



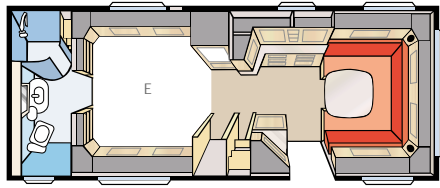
**Royal 780 GLE** B1 - B9, B11



**Royal 780 TDL U**



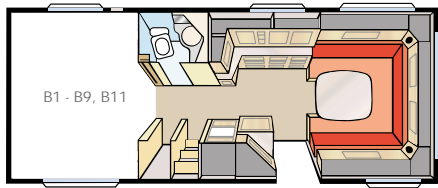
**Royal 720 GXL** XV1 - XV2



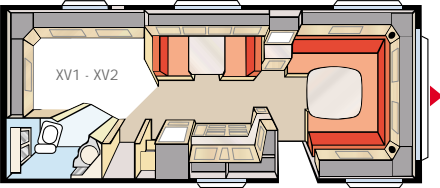
**Royal 720 TDL E**



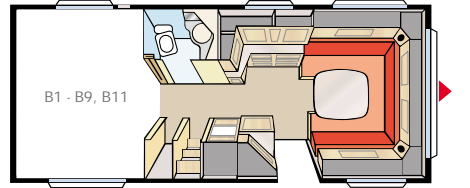
**Royal 720 TDL U**



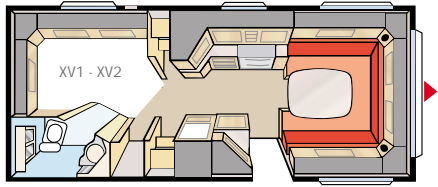
**Diamant GLE** B1 - B9, B11



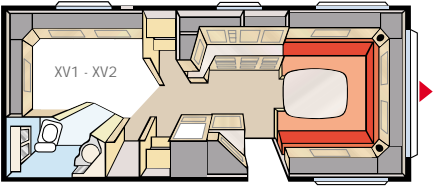
**Onyx GXL** XV1 - XV2



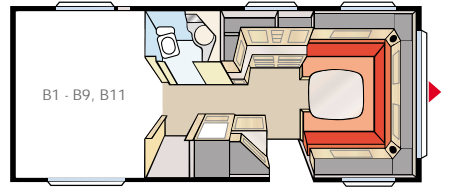
**Onyx GLE** B1 - B9, B11



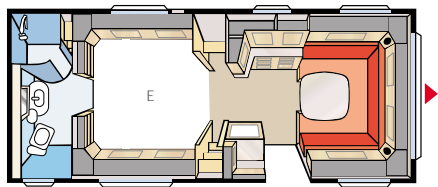
**Safir XL De Luxe** XV1 - XV2



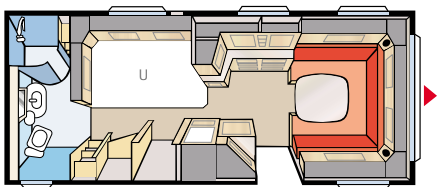
**Safir XL** XV1 - XV2



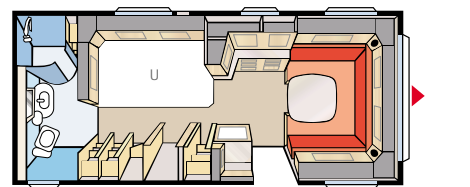
**Safir GLE** B1 - B9, B11



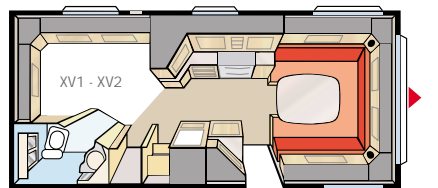
**Safir TDL E**



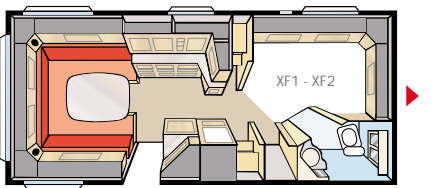
**Safir TDL U**



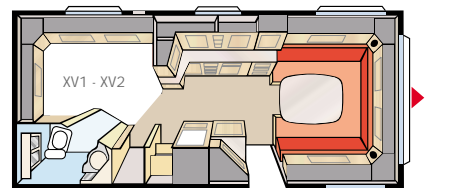
**Ametist TDL U**



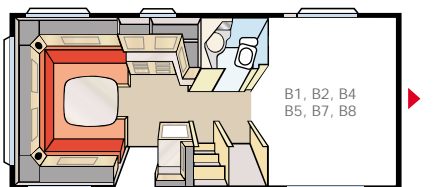
**Ametist XL De Luxe** XV1 - XV2




**Ametist VXL** XF1 - XF2



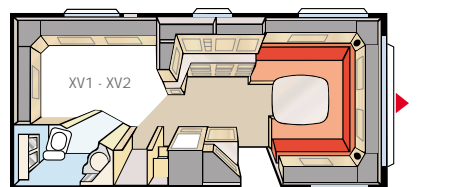
**Ametist XL** XV1 - XV2



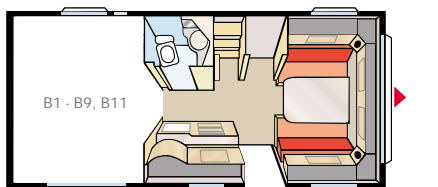
**Ametist VGLE** B1-2, B4-5, B7-8



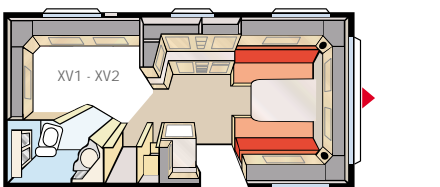
**Ametist GLE** B1 - B9, B11



**Smaragd XL** XV1 - XV2



**Smaragd GLE** B1 - B9, B11



**Briljant XL** XV1 - XV2

#### **KABE ROYAL HACIENDA**

Presentaras på separata sidor i broschyren. Das Wohnwagen-Modell Royal Hacienda wird auf separaten Seiten präsentiert. Royal Hacienda esitellään omilla sivuillaan. Royal Hacienda presenteres på separate sider. Royal Hacienda bliver beskrevet på separate sider. De presentatie van Royal Hacienda vindt u op afzonderlijke pagina's.

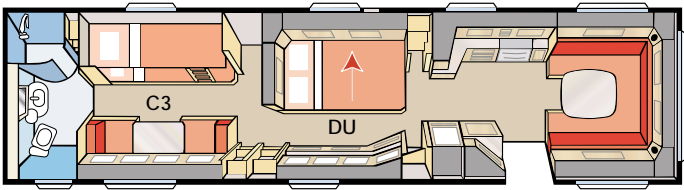


# Royal Hacienda 1000 TDL

|                         |  |
|-------------------------|--|
| <b>1120 cm</b>          | Totallängd / Totalengde / Totallængde / Kokonaispituus / Gesamtlänge / Totale lengte                             |
| <b>1002 cm</b>          | Karosslängd / Karosseril. / Karosseril. / Korin pituus / Kaross.länge / Lengte carr.                             |
| <b>940 cm</b>           | Karosslängd inv. / Karosseril. innv / Indv. karosseril / Sisäpituus / Kaross.länge inw / Lengte carr. inw.       |
| <b>196 cm</b>           | Höjd inv. / Høyde innv. / Indv. højde / Sisäkorkeus / Höhe innen / Inw. hoogte                                   |
| <b>235 cm</b>           | Bredd inv. KS / Bredd innv. KS / Indv. bredde KS / Sisäleveys KS / Breite innen KS / Inw. breedte KS             |
| <b>22 m<sup>2</sup></b> | Bostadsyta KS / Boflate KS / Beboelsesareal KS / Asuinpinta-ala KS / Wohnfläche KS / Woonoppervl. KS             |
| <b>175R13C6</b>         | Hjul typ / Hjultype / Dæctype / Renkaat / Riefengröße / Bandenmaat   |
| <b>225x177 cm</b>       | Sovplats fram KS / Sovepl. fremme KS / Sengemål for KS / Makuutila ed. KS / Bettpl. vorne KS / Afm. bed voorz KS |
| <b>A1405</b>            | A-mått förtält / A-mål fortelt / A-mitta / A-maß Vorzelt / Omlooptengte Voortent                                 |

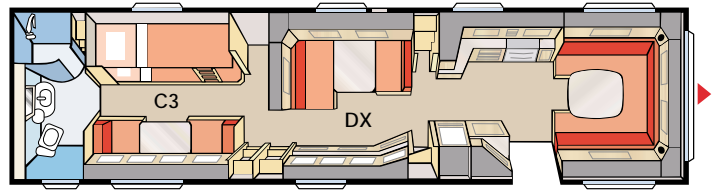


# Royal Hacienda - King of caravans



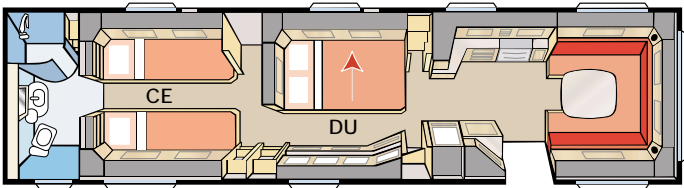
King Size: C3: 2 x 196 x 87 + 196 x 96  
DU: 196 x 140

**C3/DU**



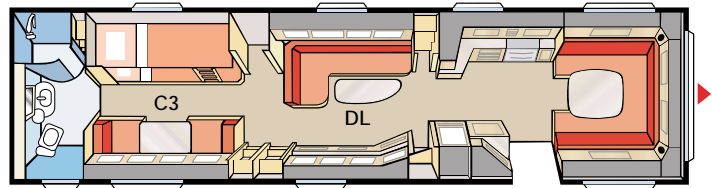
King Size: C3: 2 x 196 x 87 + 196 x 96  
DX: 196 x 128 / 89

**C3/DX**



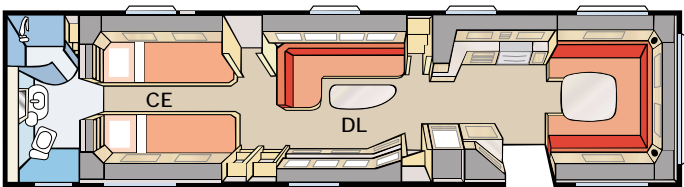
King Size: CE: 225 x 196  
DU: 196 x 140

**CE/DU**



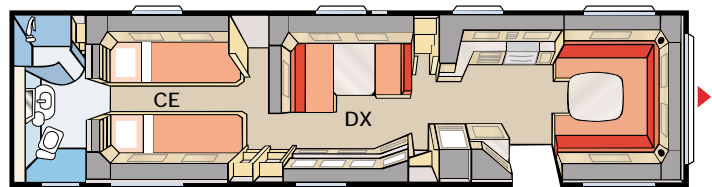
King Size: C3: 2 x 196 x 87 + 196 x 96  
DL: —

**C3/DL**



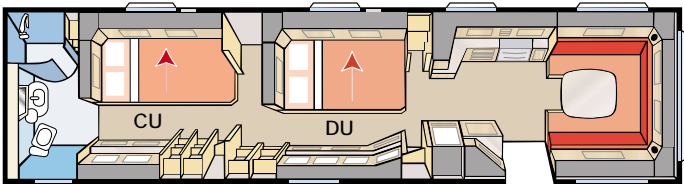
King Size: CE: 2 x 196 x 88  
DL: —

**CE/DL**



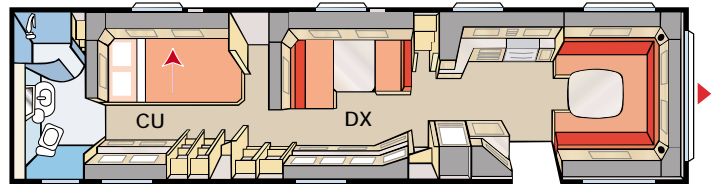
King Size: CE: 2 x 196 x 88  
DX: 196 x 128 / 89

**CE/DX**



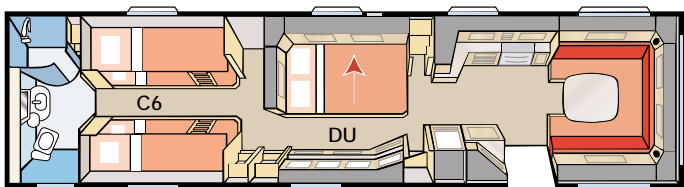
King Size: CU: 196 x 140  
DU: 225 x 196

**CU/DU**



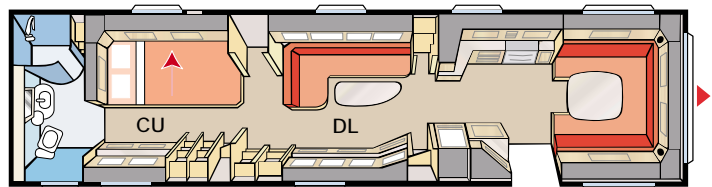
King Size: CU: 196 x 140  
DX: 196 x 128 / 89

**CU/DX**



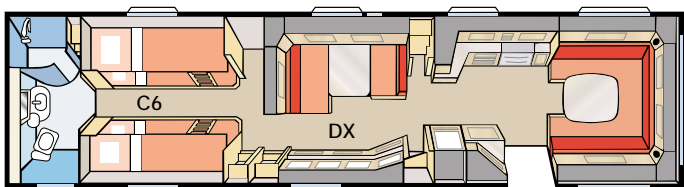
King Size: C6: 4 x 196 x 87  
DU: 196 x 140

**C6/DU**



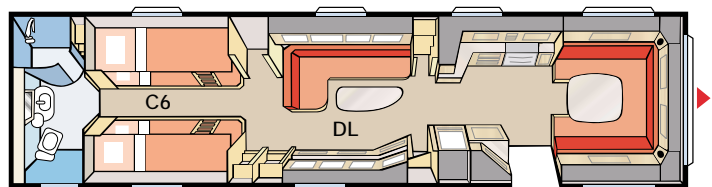
King Size: CU: 196 x 140  
DL: —

**CU/DL**



King Size: C6: 4 x 196 x 87  
DX: 196 x 128 / 89

**C6/DX**



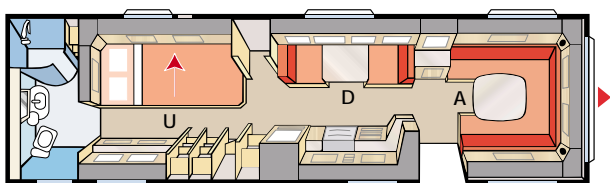
King Size: C6: 4 x 196 x 87  
DL: —

**C6/DL**



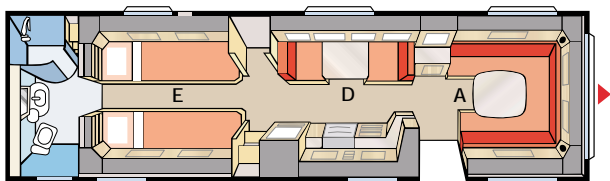
# Royal Hacienda 880 TDL

**1000 cm** Totallängd / Totalengde / Totallængde / Kokonaispituus / Gesamtlänge / Totale lengte  
**885 cm** Karosslängd / Karosseril. / Karosseril. / Korin pituus / Kaross.länge / Lengte carr.  
**820 cm** Karosslängd inv. / Karosseril. innv / Indv. karosseril / Sisäpituus / Kaross.länge inw / Lengte carr. inw.  
**196 cm** Höjd inv. / Høyde innv. / Indv. højde / Sisäkorkeus / Höhe innen / Inw. hoogte  
**235 cm** Bredd inv. KS / Brede innv. KS / Indv. bredde KS / Sisäleveys KS / Breite innen KS / Inw. breedte KS  
**19,3 m<sup>2</sup>** Bostadsyta KS / Boflate KS / Beboelsesareal KS / Asuinpinta-ala KS / Wohnfläche KS / Woonoppervl. KS  
**175R13C6** Hjul typ / Hjultype / Dæktype / Renkaat / Riefengröße / Bandenmaat  
**A1285** A-mått förtält / A-mål fortelt / A-mitta / A-maß Vorzelt / Omlooptent



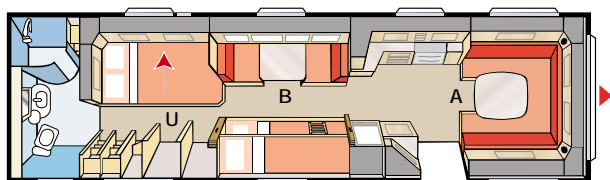
King Size: A: 225 x 211/193 D: 191 x 89 U: 196 x 140

**880 TDL U**



King Size: A: 225 x 211/193 D: 191 x 89 E: 2 x 196 x 88

**880 TDL E**



King Size: A: 225 x 161/145 B: 191 x 89 + 2 x 196 x 68 U: 196 x 140

**BTDL**



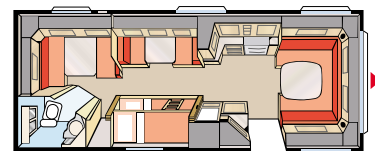
TDL U



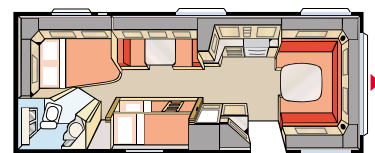


# Royal 780B GXL

|                           |  |
|---------------------------|--|
| <b>895 cm</b>             | Totalängd / Totalengde / Totallængde / Kokonaispituus / Gesamtlänge / Totale lengte                              |
| <b>785 cm</b>             | Karosslängd / Karosseril. / Karosseril. / Korin pituus / Kaross.länge / Lengte carr.                             |
| <b>720 cm</b>             | Karosslängd inv. / Karosseril. innv / Indv. karosseril / Sisäpituus / Kaross.länge inw / Lengte carr. inw.       |
| <b>196 cm</b>             | Höjd inv. / Høyde innv. / Indv. højde / Sisäkorkeus / Höhe innen / Inw. hoogte                                   |
| <b>235 cm</b>             | Bredd inv. KS / Bredd innv. KS / Indv. bredde KS / Sisäleveys KS / Breite innen KS / Inw. breedte KS             |
| <b>16,9 m<sup>2</sup></b> | Bostadsyta KS / Boflate KS / Beboelsesareal KS / Asuinpinta-ala KS / Wohnfläche KS / Woonoppervl. KS             |
| <b>185/65R14</b>          | Hjul typ / Hjultype / Dæktype / Renkaat / Riefengröße / Bandenmaat   |
| <b>225x165/145 cm</b>     | Sovplats fram KS / Sovepl. fremme KS / Sengemål for KS / Makuutila ed. KS / Bettpl. vorne KS / Afm. bed voorz KS |
| <b>191x89 cm</b>          | Sovplats dinette / Sovepl. dinette / Sengemål dinette / Makuutila keskellä / Bettpl. dinette / Bedm. dinette     |
| <b>1175</b>               | A-mått förtält / A-mål fortelt / A-mitta / A-maß Vorzelt / Omlooplengte Voortent                                 |



King Size: 196 x 148 / 109 + 2 x 196 x 68 **XV1**



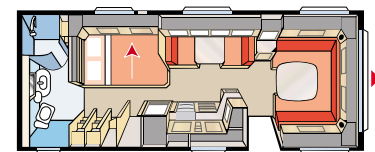
King Size: 196 x 140 / 118 + 2 x 196 x 68 **XV2**





# Royal 780 TDL

|                           |  |
|---------------------------|--|
| <b>895 cm</b>             | Totallängd / Totallengde / Totallængde / Kokonaispituus / Gesamtlänge / Totale lengte                            |
| <b>785 cm</b>             | Karosslängd / Karosseril. / Karosseril. / Korin pituus / Kaross.länge / Lengte carr.                             |
| <b>720 cm</b>             | Karosslängd inv. / Karosseril. innv / Indv. karosseril / Sisäpituus / Kaross.länge inw / Lengte carr. inw.       |
| <b>196 cm</b>             | Höjd inv. / Høyde innv. / Indv. højde / Sisäkorkeus / Höhe innen / Inw. hoogte                                   |
| <b>235 cm</b>             | Bredd inv. KS / Bredd innv. KS / Indv. bredde KS / Sisäleveys KS / Breite innen KS / Inw. breedte KS             |
| <b>16,9 m<sup>2</sup></b> | Bostadsyta KS / Boflate KS / Beboelsesareal KS / Asuinpinta-ala KS / Wohnfläche KS / Woonoppervl. KS             |
| <b>185/65R14</b>          | Hjul typ / Hjultype / Dæktype / Renkaat / Riefengröße / Bandenmaat   |
| <b>225x184/178 cm</b>     | Sovplats fram KS / Sovepl. fremme KS / Sengemål for KS / Makuutila ed. KS / Bettpl. vorne KS / Afm. bed voorz KS |
| <b>191x 88 cm</b>         | Sovplats dinette / Sovepl. dinette / Sengemål dinette / Makuutila keskellä / Bettpl. dinette / Bedm. dinette     |
| <b>1175</b>               | A-mått förtält / A-mål fortelt / A-mitta / A-maß Vorzelt / Omlooptlengte Voortent                                |



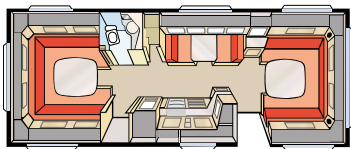
King Size: 196 x 140

TDL U



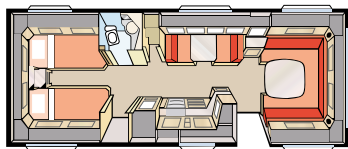
# Royal 780 GLE

**895 cm** Totallängd / Totalengde / Totallængde / Kokonaispituus / Gesamtlänge / Totale lengte  
**785 cm** Karosslängd / Karosseril. / Karosseril. / Korin pituus / Kaross.länge / Lengte carr.  
**720 cm** Karosslängd inv. / Karosseril. innv / Indv. karosseril / Sisäpituus / Kaross.länge inw / Lengte carr. inw.  
**196 cm** Höjd inv. / Høyde innv. / Indv. højde / Sisäkorkeus / Höhe innen / Inw. hoogte  
**235 cm** Bredd inv. KS / Brede innv. KS / Indv. bredde KS / Sisäleveys KS / Breite innen KS / Inw. breedte KS  
**16,9 m<sup>2</sup>** Bostadsyta KS / Boflate KS / Beboelsesareal KS / Asuinpinta-ala KS / Wohnfläche KS / Woonoppervl. KS  
**185/65R14** Hjul typ / Hjultype / Dækttype / Renkaat / Riefengröße / Bandenmaat  
**225x176 cm** Sovplats fram KS / Sovepl. fremme KS / Sengemål for KS / Makuutila ed. KS / Bettpl. vorne KS / Afm. bed voorz KS  
**171x 88 cm** Sovplats dinette / Sovepl. dinette / Sengemål dinette / Makuutila keskellä / Bettpl. dinette / Bedm. dinette  
**1175** A-mått förtält / A-mål fortelt / A-mitta / A-maß Vorzelt / Omlooptengte Voortent



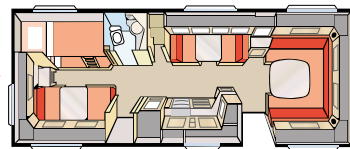
King Size: 225 x 196

**B1**



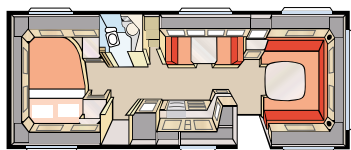
King Size: 2 x 196 x 88

**B2**



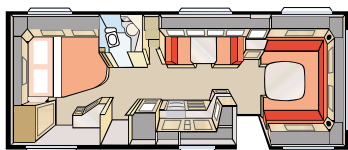
King Size: 2 x 196 x 87 + 196 x 96

**B3**



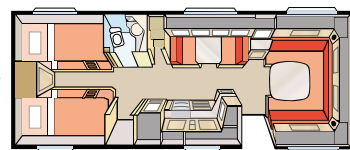
King Size: 200 x 140 / 118

**B4**




King Size: 196 x 160 / 138

**B5**

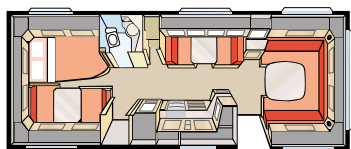


King Size: 4 x 196 x 87

**B6**

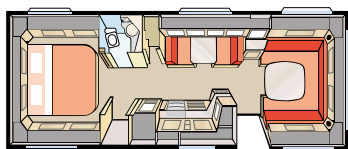


**B8**



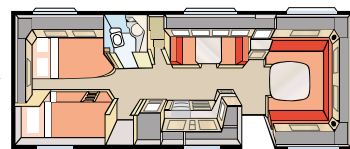
King Size: 196 x 140 / 118 + 196 x 77

**B7**



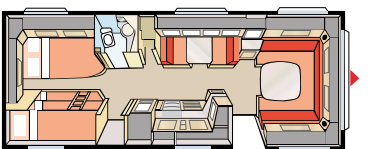
King Size: 196 x 156

**B8**



King Size: 196 x 140 / 118  
+ 2 x 196 x 68

**B9**



King Size: 196 x 140 / 118  
+ 2 x 196 x 68, 1 x 196 x 62

**B11**

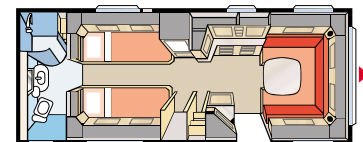


TDL E



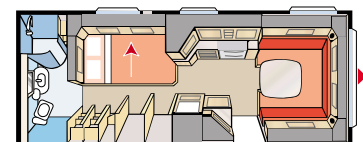
# Royal 720 TDL

|                           |   |
|---------------------------|---|
| <b>820 cm</b>             | Totallängd / Totallengde / Totallængde / Kokonaispituus / Gesamtlänge / Totale lengte                             |
| <b>710 cm</b>             | Karosslängd / Karosseril. / Karosseril. / Korin pituus / Kaross.länge / Lengte carr.                              |
| <b>645 cm</b>             | Karosslängd inv. / Karosseril. innv / Indv. karosseril / Sisäpituus / Kaross.länge inw / Lengte carr. inw.        |
| <b>196 cm</b>             | Höjd inv. / Høyde innv. / Indv. højde / Sisäkorkeus / Höhe innen / Inw. hoogte                                    |
| <b>235 cm</b>             | Bredd inv. KS / Bredd innv. KS / Indv. bredde KS / Sisäleveys KS / Breite innen KS / Inw. breedte KS              |
| <b>15,2 m<sup>2</sup></b> | Bostadsyta KS / Boflate KS / Beboelsesareal KS / Asuinpinta-ala KS / Wohnfläche KS / Woonoppervl. KS              |
| <b>185/65R14</b>          | Hjul typ / Hjultype / Dækttype / Renkaat / Riefengröße / Bandenmaat   |
| <b>U 225x181 cm</b>       | Sovplats fram KS / Sovepl. fremme KS / Sengemål for KS / Makuutila ed. KS / Bettpl. vorne KS / Afrm. bed voorz KS |
| <b>E 225x164/145 cm</b>   | Sovplats fram KS / Sovepl. fremme KS / Sengemål for KS / Makuutila ed. KS / Bettpl. vorne KS / Afrm. bed voorz KS |
| <b>1100</b>               | A-mått förtält / A-mål fortelt / A-mitta / A-maß Vorzelt / Omlooptlengte Voortent                                 |



King Size: 2 x 196 x 88

TDL E



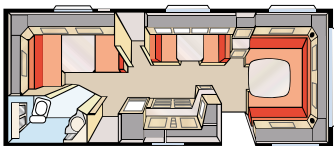
King Size: 196 x 140

TDL U



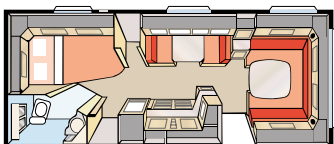
# Royal 720 GXL

|                           |  |
|---------------------------|--|
| <b>820 cm</b>             | Totallängd / Totalengde / Totallængde / Kokonaispituus / Gesamtlänge / Totale lengte                             |
| <b>710 cm</b>             | Karosslängd / Karosseril. / Karosseril. / Korin pituus / Kaross.länge / Lengte carr.                             |
| <b>645 cm</b>             | Karosslängd inv. / Karosseril. innv / Indv. karosseril / Sisäpituus / Kaross.länge inw / Lengte carr. inw.       |
| <b>196 cm</b>             | Höjd inv. / Høyde innv. / Indv. højde / Sisäkorkeus / Höhe innen / Inw. hoogte                                   |
| <b>235 cm</b>             | Bredd inv. KS / Bredd innv. KS / Indv. bredde KS / Sisäleveys KS / Breite innen KS / Inw. breedte KS             |
| <b>15,2 m<sup>2</sup></b> | Bostadsyta KS / Boflate KS / Beboelsesareal KS / Asuinpinta-ala KS / Wohnfläche KS / Woonoppervl. KS             |
| <b>185/65R14</b>          | Hjul typ / Hjultype / Dækttype / Renkaat / Riefengröße / Bandenmaat  |
| <b>225x181/176 cm</b>     | Sovplats fram KS / Sovepl. fremme KS / Sengemål for KS / Makuutila ed. KS / Bettpl. vorne KS / Afm. bed voorz KS |
| <b>191x 88 cm</b>         | Sovplats dinette / Sovepl. dinette / Sengemål dinette / Makuutila keskellä / Bettpl. dinette / Bedm. dinette     |
| <b>1100</b>               | A-mått förtält / A-mål fortelt / A-mitta / A-maß Vorzelt / Omlooptengte Voortent                                 |



King Size: 196 x 148 / 109

**XV1**



King Size: 196 x 140 / 118

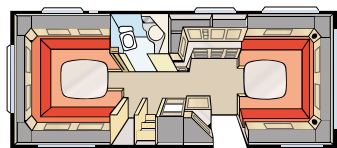
**XV2**



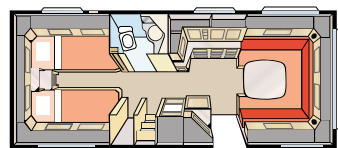


# Diamant GLE

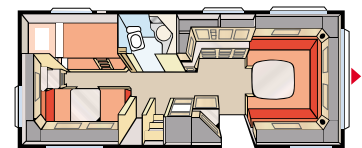
- 820 cm** Totallängd / Totallengde / Totallængde / Kokonaispituus / Gesamtlänge / Totale lengte
- 710 cm** Karosslängd / Karosseril. / Karosseril. / Korin pituus / Kaross.länge / Lengte carr.
- 645 cm** Karosslängd inv. / Karosseril. innv. / Indv. karosseril. / Sisäpituus / Kaross.länge inw. / Lengte carr. inw.
- 196 cm** Höjd inv. / Høyde innv. / Indv. højde / Sisäkorkeus / Höhe innen / Inw. hoogte
- 215 cm** Bredd inv. / Brekke innv. / Indv. bredde / Sisäleveys / Breite innen / Inw. breedte
- 235 cm** Bredd inv. KS / Brekke innv. KS / Indv. bredde KS / Sisäleveys KS / Breite innen KS / Inw. breedte KS
- 13,9 m<sup>2</sup>** Bostadsyta / Boflate / Beboelsesareal / Asuinpinta-ala / Wohnfläche / Woonoppervl.
- 15,2 m<sup>2</sup>** Bostadsyta KS / Boflate KS / Beboelsesareal KS / Asuinpinta-ala KS / Wohnfläche KS / Woonoppervl. KS
- 185/65R14** Hjul typ / Hjultype / Dæktype / Renkaat / Riefengröße / Bandenmaat
- 205x177 cm** Sovplats fram / Sovepl. fremme / Sengemål for / Makuutila ed. / Bettpl. vorne / Afm. bed voorz
- 225x177 cm** Sovplats fram KS / Sovepl. fremme KS / Sengemål for KS / Makuutila ed. KS / Bettpl. vorne KS / Afm. bed voorz KS
- 1100** A-mått förtält / A-mål fortelt / A-mitta / A-maß Vorzelt / Omlooptent



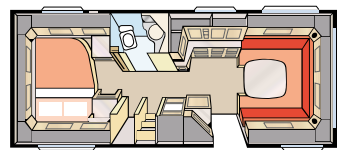
Standard: 205 x 196  
King Size: 225 x 196



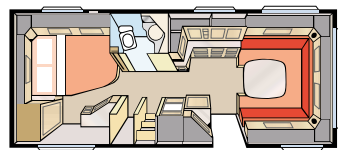
Standard: 2 x 196 x 78  
King Size: 2 x 196 x 88



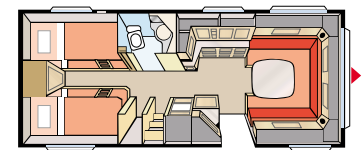
Standard: 2 x 196 x 77 + 196 x 86  
King Size: 2 x 196 x 87 + 196 x 96



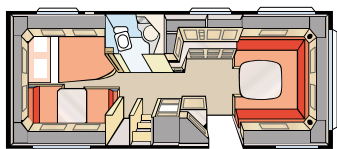
Standard: 200 x 140 / 118  
King Size: 200 x 140 / 118



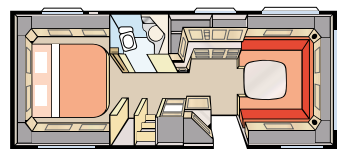
Standard: 196 x 140 / 118  
King Size: 196 x 160 / 138



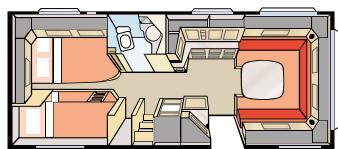
Standard: 4 x 196 x 77  
King Size: 4 x 196 x 87



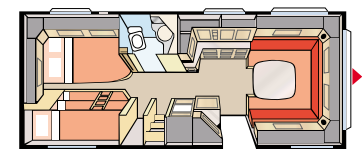
Standard: 196 x 124 / 102 + 196 x 77  
King Size: 196 x 140 / 118 + 196 x 77



King Size: 196 x 156



King Size: 196 x 140 / 118  
+ 2 x 196 x 68



King Size: 196 x 140 / 118  
+ 2 x 196 x 68, 1 x 196 x 62





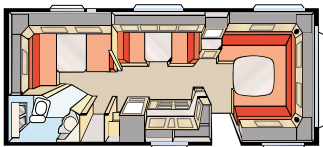


XV2



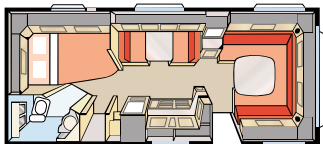
# Onyx GXL

|                           |  |
|---------------------------|--|
| <b>790 cm</b>             | Totallängd / Totallengde / Totallængde / Kokonaispituus / Gesamtlänge / Totale lengte                            |
| <b>675 cm</b>             | Karosslängd / Karosseril. / Karosseril. / Korin pituus / Kaross.länge / Lengte carr.                             |
| <b>610 cm</b>             | Karosslängd inv. / Karosseril. innv / Indv. karosseril / Sisäpituus / Kaross.länge inw / Lengte carr. inw.       |
| <b>196 cm</b>             | Höjd inv. / Høyde innv. / Indv. højde / Sisäkorkeus / Höhe innen / Inw. hoogte                                   |
| <b>215 cm</b>             | Bredd inv. / Brekke innv. / Indv. bredde / Sisäleveys / Breite innen / Inw. breedte                              |
| <b>235 cm</b>             | Bredd inv. KS / Brekke innv. KS / Indv. bredde KS / Sisäleveys KS / Breite innen KS / Inw. breedte KS            |
| <b>13,1 m<sup>2</sup></b> | Bostadsyta / Boflate / Beboelsesareal / Asuinpinta-ala / Wohnfläche / Woonoppervl.                               |
| <b>14,3 m<sup>2</sup></b> | Bostadsyta KS / Boflate KS / Beboelsesareal KS / Asuinpinta-ala KS / Wohnfläche KS / Woonoppervl. KS             |
| <b>185R14C</b>            | Hjul typ / Hjultype / Dæktype / Renkaat / Riefengröße / Bandenmaat   |
| <b>205x164/145 cm</b>     | Sovplats fram / Sovepl. fremme / Sengemål for / Makuutila ed. / Bettpl. vorne / Afm. bed voorz                   |
| <b>225x164/145 cm</b>     | Sovplats fram KS / Sovepl. fremme KS / Sengemål for KS / Makuutila ed. KS / Bettpl. vorne KS / Afm. bed voorz KS |
| <b>191x 88 cm</b>         | Sovplats dinette / Sovepl. dinette / Sengemål dinette / Makuutila keskellä / Bettpl. dinette / Bedm. dinette     |
| <b>1050</b>               | A-mått förtält / A-mål fortelt / A-mitta / A-maß Vorzelt / Omlooptent  |



Standard: 196 x 128 / 89  
King Size: 196 x 148 / 109

**XV1**



Standard: 196 x 124 / 102  
King Size: 196 x 140 / 118

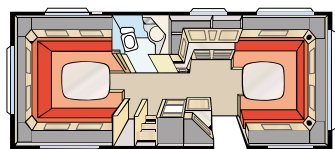
**XV2**





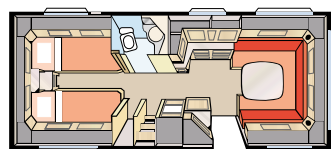
# Onyx GLE

|                           |  |
|---------------------------|--|
| <b>790 cm</b>             | Totallängd / Totallengde / Totallængde / Kokonaispituus / Gesamtlänge / Totale lengte                            |
| <b>675 cm</b>             | Karosslängd / Karosseril. / Karosseril. / Korin pituus / Kaross.länge / Lengte carr.                             |
| <b>610 cm</b>             | Karosslängd inv. / Karosseril. innv / Indv. karosseril / Sisäpituus / Kaross.länge inw / Lengte carr. inw.       |
| <b>196 cm</b>             | Höjd inv. / Høyde innv. / Indv. højde / Sisäkorkeus / Höhe innen / Inw. hoogte                                   |
| <b>215 cm</b>             | Bredd inv. / Brekke innv. / Indv. bredde / Sisäleveys / Breite innen / Inw. breedte                              |
| <b>235 cm</b>             | Bredd inv. KS / Brekke innv. KS / Indv. bredde KS / Sisäleveys KS / Breite innen KS / Inw. breedte KS            |
| <b>13,1 m<sup>2</sup></b> | Bostadsyta / Boflate / Beboelsesareal / Asuinpinta-ala / Wohnfläche / Woonoppervl.                               |
| <b>14,3 m<sup>2</sup></b> | Bostadsyta KS / Boflate KS / Beboelsesareal KS / Asuinpinta-ala KS / Wohnfläche KS / Woonoppervl. KS             |
| <b>185R14C</b>            | Hjul typ / Hjultype / Dæktype / Renkaat / Riefengröße / Bandenmaat   |
| <b>205x177/158 cm</b>     | Sovplats fram / Sovepl. fremme / Sengemål for / Makuutila ed. / Bettpl. vorne / Afm. bed voorz                   |
| <b>225x177/158 cm</b>     | Sovplats fram KS / Sovepl. fremme KS / Sengemål for KS / Makuutila ed. KS / Bettpl. vorne KS / Afm. bed voorz KS |
| <b>1050</b>               | A-mått förtält / A-mål fortelt / A-mitta / A-maß Vorzelt / Omlooptlengte Voortent                                |



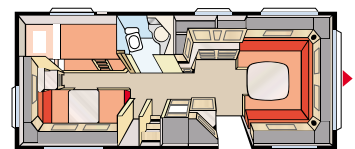
Standard: 205 x 196  
King Size: 225 x 196

**B1**



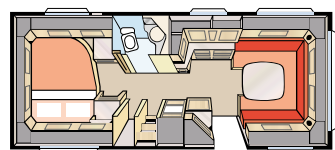
Standard: 2 x 196 x 78  
King Size: 2 x 196 x 88

**B2**



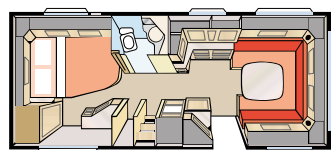
Standard: 2 x 196 x 77 + 196 x 86  
King Size: 2 x 196 x 87 + 196 x 96

**B3**



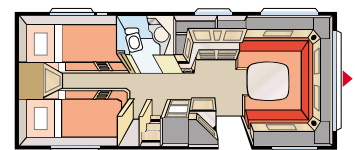
Standard: 200 x 140 / 118  
King Size: 200 x 140 / 118

**B4**



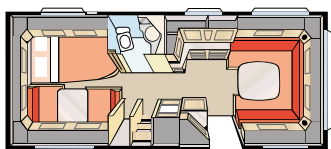
Standard: 196 x 140 / 118  
King Size: 196 x 160 / 138

**B5**



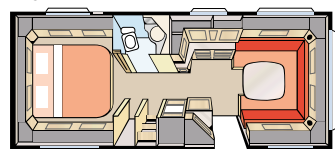
Standard: 4 x 196 x 77  
King Size: 4 x 196 x 87

**B6**



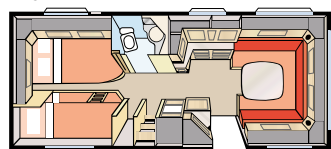
Standard: 196 x 124 / 102 + 196 x 77  
King Size: 196 x 140 / 118 + 196 x 77

**B7**



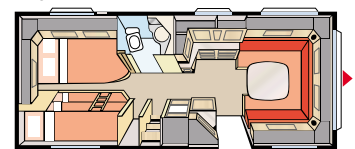
King Size: 196 x 156

**B8**



King Size: 196 x 140 / 118  
+ 2 x 196 x 68

**B9**



King Size: 196 x 140 / 118  
+ 2 x 196 x 68, 1 x 196 x 62

**B11**

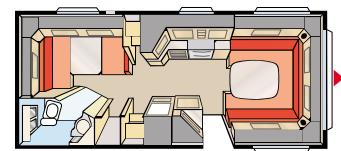


XV2



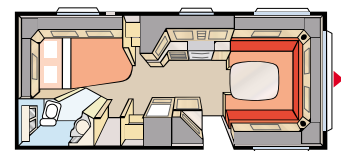
# Safir XL De Luxe

|                           |  |
|---------------------------|--|
| <b>765 cm</b>             | Totallängd / Totalengde / Totallængde / Kokonaispituus / Gesamtlänge / Totale lengte                             |
| <b>650 cm</b>             | Karosslängd / Karosseril. / Karosseril. / Korin pituus / Kaross.länge / Lengte carr.                             |
| <b>587 cm</b>             | Karosslängd inv. / Karosseril. innv / Indv. karosseril / Sisäpituus / Kaross.länge inw / Lengte carr. inw.       |
| <b>196 cm</b>             | Höjd inv. / Høyde innv. / Indv. højde / Sisäkorkeus / Höhe innen / Inw. hoogte                                   |
| <b>215 cm</b>             | Bredd inv. / Brekke innv. / Indv. bredde / Sisäleveys / Breite innen / Inw. breedte                              |
| <b>235 cm</b>             | Bredd inv. KS / Brekke innv. KS / Indv. bredde KS / Sisäleveys KS / Breite innen KS / Inw. breedte KS            |
| <b>12,6 m<sup>2</sup></b> | Bostadsyta / Boflate / Beboelsesareal / Asuinpinta-ala / Wohnfläche / Woonoppervl.                               |
| <b>13,8 m<sup>2</sup></b> | Bostadsyta KS / Boflate KS / Beboelsesareal KS / Asuinpinta-ala KS / Wohnfläche KS / Woonoppervl. KS             |
| <b>185R14C</b>            | Hjul typ / Hjultype / Dæktype / Renkaat / Riefengröße / Bandenmaat   |
| <b>205x177 cm</b>         | Sovplats fram / Sovepl. fremme / Sengemål for / Makuutila ed. / Bettpl. vorne / Afm. bed voorz                   |
| <b>225x177 cm</b>         | Sovplats fram KS / Sovepl. fremme KS / Sengemål for KS / Makuutila ed. KS / Bettpl. vorne KS / Afm. bed voorz KS |
| <b>1050</b>               | A-mått förtält / A-mål fortelt / A-mitta / A-maß Vorzelt / Omlooplengte Voortent                                 |



Standard: 196 x 128 / 89  
King Size: 196 x 148 / 109

**XV1**



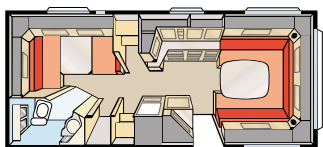
Standard: 196 x 124 / 102  
King Size: 196 x 140 / 118

**XV2**



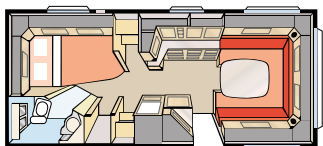
# Safir XL

|                           |  |
|---------------------------|--|
| <b>765 cm</b>             | Totalängd / Totallengde / Totallængde / Kokonaispituus / Gesamtlänge / Totale lengte                             |
| <b>650 cm</b>             | Karosslängd / Karosseril. / Karosseril. / Korin pituus / Kaross.länge / Lengte carr.                             |
| <b>587 cm</b>             | Karosslängd inv. / Karosseril. innv / Indv. karosseril / Sisäpituus / Kaross.länge inv / Lengte carr. inv.       |
| <b>196 cm</b>             | Höjd inv. / Høyde innv. / Indv. højde / Sisäkorkeus / Höhe innen / Inw. hoogte                                   |
| <b>215 cm</b>             | Bredd inv. / Brekke innv. / Indv. bredde / Sisäleveys / Breite innen / Inw. breedte                              |
| <b>235 cm</b>             | Bredd inv. KS / Brekke innv. KS / Indv. bredde KS / Sisäleveys KS / Breite innen KS / Inw. breedte KS            |
| <b>12,6 m<sup>2</sup></b> | Bostadsyta / Boflate / Beboelsesareal / Asuinpinta-ala / Wohnfläche / Woonoppervl.                               |
| <b>13,8 m<sup>2</sup></b> | Bostadsyta KS / Boflate KS / Beboelsesareal KS / Asuinpinta-ala KS / Wohnfläche KS / Woonoppervl. KS             |
| <b>185R14C</b>            | Hjul typ / Hjultype / Dæktype / Renkaat / Riefengröße / Bandenmaat   |
| <b>205x177 cm</b>         | Sovplats fram / Sovepl. fremme / Sengemål for / Makuutila ed. / Bettpl. vorne / Afm. bed voorz                   |
| <b>225x177 cm</b>         | Sovplats fram KS / Sovepl. fremme KS / Sengemål for KS / Makuutila ed. KS / Bettpl. vorne KS / Afm. bed voorz KS |
| <b>1050</b>               | A-mått förtält / A-mål fortelt / A-mitta / A-maß Vortelt / Omlooppengte Voortent                                 |



Standard: 196 x 128 / 89  
King Size: 196 x 148 / 109

**XV1**



Standard: 196 x 124 / 102  
King Size: 196 x 140 / 118

**XV2**





TDL U

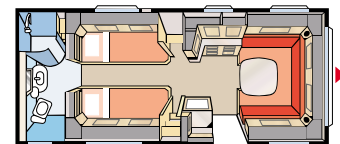


# Safir TDL

|                           |  |
|---------------------------|--|
| <b>765 cm</b>             | Totallängd / Totalengde / Totallængde / Kokonaispituus / Gesamtlänge / Totale lengte                             |
| <b>650 cm</b>             | Karosslängd / Karosseril. / Karosseril. / Korin pituus / Kaross.länge / Lengte carr.                             |
| <b>587 cm</b>             | Karosslängd inv. / Karosseril. innv / Indv. karosseril / Sisäpituus / Kaross.länge inw / Lengte carr. inw.       |
| <b>196 cm</b>             | Höjd inv. / Høyde innv. / Indv. højde / Sisäkorkeus / Höhe innen / Inw. hoogte                                   |
| <b>215 cm</b>             | Bredd inv. / Brekke innv. / Indv. bredde / Sisäleveys / Breite innen / Inw. breedte                              |
| <b>235 cm</b>             | Bredd inv. KS / Brekke innv. KS / Indv. bredde KS / Sisäleveys KS / Breite innen KS / Inw. breedte KS            |
| <b>12,6 m<sup>2</sup></b> | Bostadsyta / Boflate / Beboelsesareal / Asuinpinta-ala / Wohnfläche / Woonoppervl.                               |
| <b>13,8 m<sup>2</sup></b> | Bostadsyta KS / Boflate KS / Beboelsesareal KS / Asuinpinta-ala KS / Wohnfläche KS / Woonoppervl. KS             |
| <b>185R14C</b>            | Hjul typ / Hjultype / Dæktype / Renkaat / Riefengröße / Bandenmaat   |
| <b>205x137 cm (E)</b>     | Sovplats fram / Sovepl. fremme / Sengemål for / Makuutila ed. / Bettpl. vorne / Afm. bed voorz                   |
| <b>225x137 cm (E)</b>     | Sovplats fram KS / Sovepl. fremme KS / Sengemål for KS / Makuutila ed. KS / Bettpl. vorne KS / Afm. bed voorz KS |
| <b>205x168/164 cm</b>     | Sovplats fram / Sovepl. fremme / Sengemål for / Makuutila ed. / Bettpl. vorne / Afm. bed voorz                   |
| <b>225x168/164 cm</b>     | Sovplats fram KS / Sovepl. fremme KS / Sengemål for KS / Makuutila ed. KS / Bettpl. vorne KS / Afm. bed voorz KS |
| <b>1050</b>               | A-mått förtält / A-mål fortelt / A-mitta / A-maß Vorzelt / Omlooptengte Vooortent                                |

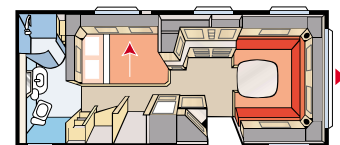


TDL E



Standard: 2 x 196 x 78  
King Size: 2 x 196 x 88

TDL E



Standard: 196 x 120  
King Size: 196 x 140

TDL U



# Safir GLE

**765 cm**

**650 cm**

**587 cm**

**196 cm**

**215 cm**

**235 cm**

**12,6 m<sup>2</sup>**

**13,8 m<sup>2</sup>**

**185R14C**

**205x166/156 cm**

**225x166/156 cm**

**1050**

Totallängd / Totallänge / Totallængde / Kokonaispituus / Gesamtlänge / Totale lengte

Karosslängd / Karosseril. / Karosseril. / Korin pituus / Kaross.länge / Lengte carr.

Karosslängd inv. / Karosseril. innv / Indv. karosseril / Sisäpituus / Kaross.länge inw / Lengte carr. inw.

Höjd inv. / Høyde innv. / Indv. højde / Sisäkorkeus / Höhe innen / Inw. hoogte

Bredd inv. / Bredd innv. / Indv. bredde / Sisäleveys / Breite innen / Inw. breedte

Bredd inv. KS / Bredd innv. KS / Indv. bredde KS / Sisäleveys KS / Breite innen KS / Inw. breedte KS

Bostadsyta / Boflate / Beboelsesareal / Asuinpinta-ala / Wohnfläche / Woonoppervl.

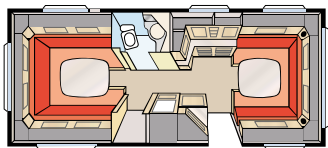
Bostadsyta KS / Boflate KS / Beboelsesareal KS / Asuinpinta-ala KS / Wohnfläche KS / Woonoppervl. KS

Hjul typ / Hjultype / Dæktype / Renkaat / Riefengröße / Bandenmaat

Sovplats fram / Sovepl. fremme / Sengemål for / Makuutila ed. / Bettpl. vorne / Afm. bed voorz

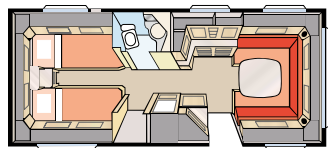
Sovplats fram KS / Sovepl. fremme KS / Sengemål for KS / Makuutila ed. KS / Bettpl. vorne KS / Afm. bed voorz KS

A-mått förtält / A-mål fortelt / A-mitta / A-maß Vorzelt / Omlooplengte Voortent



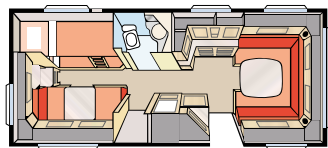
Standard: 205 x 196  
King Size: 225 x 196

**B1**



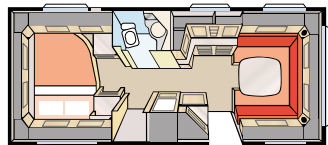
Standard: 2 x 196 x 78  
King Size: 2 x 196 x 88

**B2**



Standard: 2 x 196 x 77 + 196 x 86  
King Size: 2 x 196 x 87 + 196 x 96

**B3**



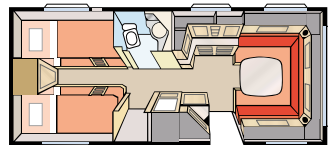
Standard: 200 x 140 / 118  
King Size: 200 x 140 / 118

**B4**



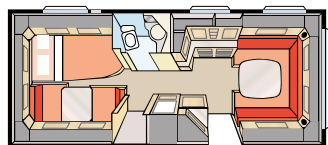
Standard: 196 x 140 / 118  
King Size: 196 x 160 / 138

**B5**



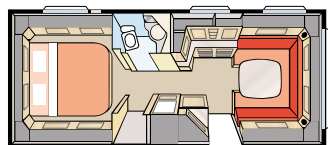
Standard: 4 x 196 x 77  
King Size: 4 x 196 x 87

**B6**



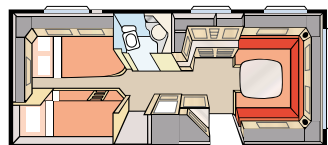
Standard: 196 x 124 / 102 + 196 x 77  
King Size: 196 x 140 / 118 + 196 x 77

**B7**



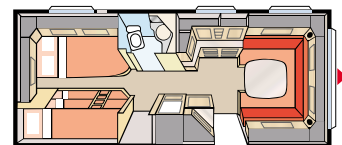
King Size: 196 x 156

**B8**



King Size: 196 x 140 / 118  
+ 2 x 196 x 68

**B9**



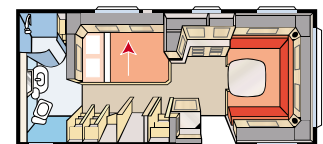
King Size: 196 x 140 / 118  
+ 2 x 196 x 68, 1 x 196 x 62

**B11**



# Ametist TDL

|                           |  |
|---------------------------|--|
| <b>730 cm</b>             | Totalängd / Totalengde / Totallængde / Kokonaispituus / Gesamtlänge / Totale lengte                              |
| <b>615 cm</b>             | Karosslängd / Karosseril. / Karosseril. / Korin pituus / Kaross.länge / Lengte carr.                             |
| <b>550 cm</b>             | Karosslängd inv. / Karosseril. innv / Indv. karosseril / Sisäpituus / Kaross.länge inw / Lengte carr. inw.       |
| <b>196 cm</b>             | Höjd inv. / Høyde innv. / Indv. højde / Sisäkorkeus / Höhe innen / Inw. hoogte                                   |
| <b>215 cm</b>             | Bredd inv. / Breddre innv. / Indv. bredde / Sisäleveys / Breite innen / Inw. breedte                             |
| <b>235 cm</b>             | Bredd inv. KS / Breddre innv. KS / Indv. bredde KS / Sisäleveys KS / Breite innen KS / Inw. breedte KS           |
| <b>11,8 m<sup>2</sup></b> | Bostadsyta / Boflate / Beboelsesareal / Asuinpinta-ala / Wohnfläche / Woonoppervl.                               |
| <b>12,9 m<sup>2</sup></b> | Bostadsyta KS / Boflate KS / Beboelsesareal KS / Asuinpinta-ala KS / Wohnfläche KS / Woonoppervl. KS             |
| <b>185R14C</b>            | Hjul typ / Hjultype / Dæktype / Renkaat / Riefengröße / Bandenmaat   |
| <b>205x144/136 cm</b>     | Sovplats fram / Sovepl. fremme / Sengemål for / Makuutila ed. / Bettpl. vorne / Afm. bed voorz                   |
| <b>225x144/136 cm</b>     | Sovplats fram KS / Sovepl. fremme KS / Sengemål for KS / Makuutila ed. KS / Bettpl. vorne KS / Afm. bed voorz KS |
| <b>1000</b>               | A-mått förtält / A-mål fortelt / A-mitta / A-maß Vorzelt / Omlooplengte Voortent                                 |



Standard: 196 x 120  
King Size: 196 x 140

**TDL U**







XV2



# Ametist XL De Luxe

**730 cm**

Totallängd / Totalengde / Totallængde / Kokonaispituus / Gesamtlänge / Totale lengte

**615 cm**

Karosslängd / Karosseril. / Karosseril. / Korin pituus / Kaross.länge / Lengte carr.

**550 cm**

Karosslängd inv. / Karosseril. innv / Indv. karosseril / Sisäpituus / Kaross.länge inw / Lengte carr. inw.

**196 cm**

Höjd inv. / Høyde innv. / Indv. højde / Sisäkorkeus / Höhe innen / Inw. hoogte

**215 cm**

Bredd inv. / Brekke innv. / Indv. bredde / Sisäleveys / Breite innen / Inw. breedte

**235 cm**

Bredd inv. KS / Brekke innv. KS / Indv. bredde KS / Sisäleveys KS / Breite innen KS / Inw. breedte KS

**11,8 m<sup>2</sup>**

Bostadsyta / Boflate / Beboelsesareal / Asuinpinta-ala / Wohnfläche / Woonoppervl.

**12,9 m<sup>2</sup>**

Bostadsyta KS / Boflate KS / Beboelsesareal KS / Asuinpinta-ala KS / Wohnfläche KS / Woonoppervl. KS

**185R14C**

Hjul typ / Hjultype / Dæktype / Renkaat / Riefengröße / Bandenmaat

**205x177/168 cm**

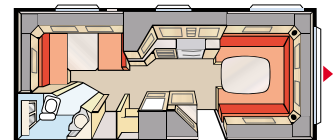
Sovplats fram / Sovepl. fremme / Sengemål for / Makuutila ed. / Bettpl. vorne / Afm. bed voorz

**225x177/168 cm**

Sovplats fram KS / Sovepl. fremme KS / Sengemål for KS / Makuutila ed. KS / Bettpl. vorne KS / Afm. bed voorz KS

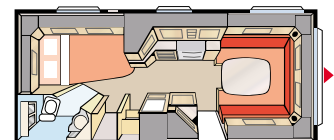
**1000**

A-mått förtält / A-mål fortelt / A-mitta / A-maß Vorzelt / Omlooptent



Standard: 196 x 128 / 89  
King Size: 196 x 148 / 109

**XV1**



Standard: 196 x 124 / 102  
King Size: 196 x 140 / 118

**XV2**

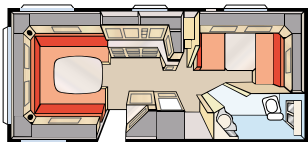


XF2

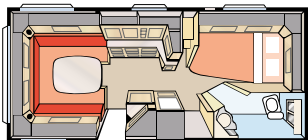


# Ametist VXL

|                           |  |
|---------------------------|--|
| <b>730 cm</b>             | Totallängd / Totallengde / Totallængde / Kokonaispituus / Gesamtlänge / Totale lengte                                  |
| <b>615 cm</b>             | Karosslängd / Karosseril. / Karosseril. / Korin pituus / Kaross.länge / Lengte carr.                                   |
| <b>550 cm</b>             | Karosslängd inv. / Karosseril. innv / Indv. karosseril / Sisäpituus / Kaross.länge inw / Lengte carr. inw.             |
| <b>196 cm</b>             | Höjd inv. / Høyde innv. / Indv. højde / Sisäkorkeus / Höhe innen / Inw. hoogte   |
| <b>215 cm</b>             | Bredd inv. / Brekke innv. / Indv. bredde / Sisäleveys / Breite innen / Inw. breedte                                    |
| <b>235 cm</b>             | Bredd inv. KS / Brekke innv. KS / Indv. bredde KS / Sisäleveys KS / Breite innen KS / Inw. breedte KS                  |
| <b>11,8 m<sup>2</sup></b> | Bostadsyta / Boflate / Beboelsesareal / Asuinpinta-ala / Wohnfläche / Woonoppervl.                                     |
| <b>12,9 m<sup>2</sup></b> | Bostadsyta KS / Boflate KS / Beboelsesareal KS / Asuinpinta-ala KS / Wohnfläche KS / Woonoppervl. KS                   |
| <b>185R14C</b>            | Hjul typ / Hjultype / Dæktype / Renkaat / Riefengröße / Bandenmaat   |
| <b>205x139 cm</b>         | Sovplats bak / Sovepl. bak / Sengemål bagtil / Makuutila takana / Bettpl. hinten / Afm. bed achterin                   |
| <b>225x139 cm</b>         | Sovplats bak KS / Sovepl. bak KS / Sengemål bagtil KS / Makuutila takana KS / Bettpl. hinten KS / Afm. bed achterin KS |
| <b>1000</b>               | A-mått förtält / A-mål fortelt / A-mitta / A-maß Vorzelt / Omlooptent  |



Standard: 196 x 128 / 89      **XF1**  
King Size: 196 x 148 / 109



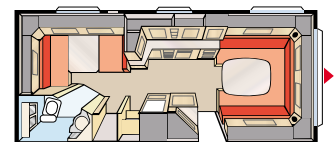
Standard: 196 x 124 / 102      **XF2**  
King Size: 196 x 140 / 118





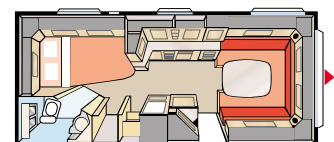
# Ametist XL

|                           |  |
|---------------------------|--|
| <b>730 cm</b>             | Totallängd / Totallengde / Totallængde / Kokonaispituus / Gesamtlänge / Totale lengte                            |
| <b>615 cm</b>             | Karosslängd / Karosseril. / Karosseril. / Korin pituus / Kaross.länge / Lengte carr.                             |
| <b>550 cm</b>             | Karosslängd inv. / Karosseril. innv / Indv. karosseril / Sisäpituus / Kaross.länge inw / Lengte carr. inw.       |
| <b>196 cm</b>             | Höjd inv. / Høyde innv. / Indv. højde / Sisäkorkeus / Höhe innen / Inw. hoogte                                   |
| <b>215 cm</b>             | Bredd inv. / Brekke innv. / Indv. bredde / Sisäleveys / Breite innen / Inw. breedte                              |
| <b>235 cm</b>             | Bredd inv. KS / Brekke innv. KS / Indv. bredde KS / Sisäleveys KS / Breite innen KS / Inw. breedte KS            |
| <b>11,8 m<sup>2</sup></b> | Bostadsyta / Boflate / Beboelsesareal / Asuinpinta-ala / Wohnfläche / Woonoppervl.                               |
| <b>12,9 m<sup>2</sup></b> | Bostadsyta KS / Boflate KS / Beboelsesareal KS / Asuinpinta-ala KS / Wohnfläche KS / Woonoppervl. KS             |
| <b>185R14C</b>            | Hjul typ / Hjultype / Dæktype / Renkaat / Riefengröße / Bandenmaat   |
| <b>205x177/168 cm</b>     | Sovplats fram / Sovepl. fremme / Sengemål for / Makuutila ed. / Bettpl. vorne / Afm. bed voorz                   |
| <b>225x177/168 cm</b>     | Sovplats fram KS / Sovepl. fremme KS / Sengemål for KS / Makuutila ed. KS / Bettpl. vorne KS / Afm. bed voorz KS |
| <b>1000</b>               | A-mått förtält / A-mål fortelt / A-mitta / A-maß Vorzelt / Omlooptengte Voortent                                 |



Standard: 196 x 128 / 89  
King Size: 196 x 148 / 109

**XV1**



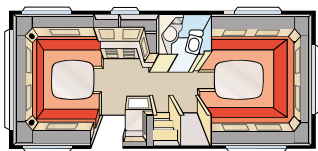
Standard: 196 x 124 / 102  
King Size: 196 x 140 / 118

**XV2**



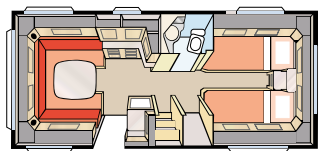
# Ametist VGLE

- 730 cm** Totallängd / Totallengde / Totallængde / Kokonaispituus / Gesamtlänge / Totale lengte
- 615 cm** Karosslängd / Karosseril. / Karosseril. / Korin pituus / Kaross.länge / Lengte carr.
- 550 cm** Karosslängd inv. / Karosseril. innv / Indv. karosseril / Sisäpituus / Kaross.länge inw / Lengte carr. inw.
- 196 cm** Höjd inv. / Høyde innv. / Indv. højde / Sisäkorkeus / Höhe innen / Inw. hoogte
- 215 cm** Bredd inv. / Bredd innv. / Indv. bredde / Sisäleveys / Breite innen / Inw. breedte
- 235 cm** Bredd inv. KS / Bredd innv. KS / Indv. bredde KS / Sisäleveys KS / Breite innen KS / Inw. breedte KS
- 11,8 m<sup>2</sup>** Bostadsyta / Boflate / Beboelsesareal / Asuinpinta-ala / Wohnfläche / Woonoppervl.
- 12,9 m<sup>2</sup>** Bostadsyta KS / Boflate KS / Beboelsesareal KS / Asuinpinta-ala KS / Wohnfläche KS / Woonoppervl. KS
- 185R14C** Hjul typ / Hjultype / Dæktype / Renkaat / Riefengröße / Bandenmaat
- 205x161/153 cm** Sovplats bak / Sovepl. bak / Sengemål bagtil / Makuutila takana / Bettpl. hinten / Afm. bed achterin
- 225x161/153 cm** Sovplats bak KS / Sovepl. bak KS / Sengemål bagtil KS / Makuutila takana KS / Bettpl. hinten KS / Afm. bed achterin KS
- 1000** A-mått förtält / A-mål fortelt / A-mitta / A-maß Vorzelt / Omlooptlengte Voortent



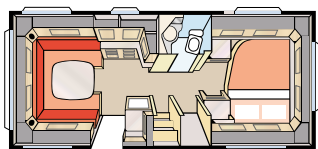
Standard: 205 x 196  
King Size: 225 x 196

**B1**



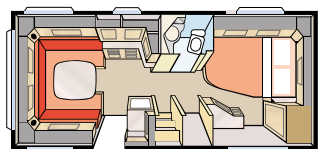
Standard: 2 x 196 x 78  
King Size: 2 x 196 x 88

**B2**



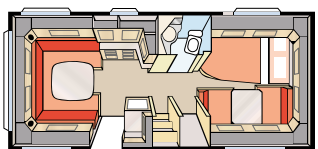
Standard: 200 x 140 / 118  
King Size: 200 x 140 / 118

**B4**



Standard: 196 x 140 / 118  
King Size: 196 x 160 / 138

**B5**



Standard: 196 x 124/102 + 196 x 77  
King Size: 196 x 140/118 + 196 x 77

**B7**



King Size: 196 x 156

**B8**



**B2**

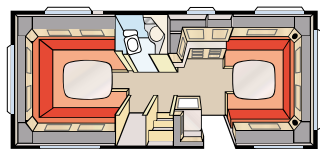


B2



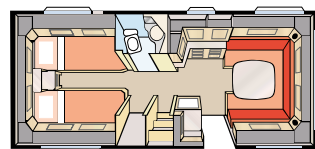
# Ametist GLE

|                           |  |
|---------------------------|--|
| <b>730 cm</b>             | Totalängd / Totallengde / Totallængde / Kokonaispituus / Gesamtlänge / Totale lengte                             |
| <b>615 cm</b>             | Karosslängd / Karosseril. / Karosseril. / Korin pituus / Kaross.länge / Lengte carr.                             |
| <b>550 cm</b>             | Karosslängd inv. / Karosseril. innv / Indv. karosseril / Sisäpituus / Kaross.länge inw / Lengte carr. inw.       |
| <b>196 cm</b>             | Höjd inv. / Høyde innv. / Indv. højde / Sisäkorkeus / Höhe innen / Inw. hoogte                                   |
| <b>215 cm</b>             | Bredd inv. / Brekke innv. / Indv. bredde / Sisäleveys / Breite innen / Inw. breedte                              |
| <b>235 cm</b>             | Bredd inv. KS / Brekke innv. KS / Indv. bredde KS / Sisäleveys KS / Breite innen KS / Inw. breedte KS            |
| <b>11,8 m<sup>2</sup></b> | Bostadsyta / Boflate / Beboelsesareal / Asuinpinta-ala / Wohnfläche / Woonoppervl.                               |
| <b>12,9 m<sup>2</sup></b> | Bostadsyta KS / Boflate KS / Beboelsesareal KS / Asuinpinta-ala KS / Wohnfläche KS / Woonoppervl. KS             |
| <b>185R14C</b>            | Hjul typ / Hjultype / Dæktype / Renkaat / Riefengröße / Bandenmaat   |
| <b>205x146/136 cm</b>     | Sovplats fram / Sovepl. fremme / Sengemål for / Makuutila ed. / Bettpl. vorne / Afm. bed voorz                   |
| <b>225x146/136 cm</b>     | Sovplats fram KS / Sovepl. fremme KS / Sengemål for KS / Makuutila ed. KS / Bettpl. vorne KS / Afm. bed voorz KS |
| <b>1000</b>               | A-mått förtält / A-mål fortelt / A-mitta / A-maß Vorzelt / Omlooptengte Voortent                                 |



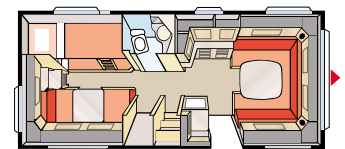
Standard: 205 x 196  
King Size: 225 x 196

**B1**



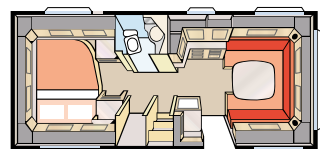
Standard: 2 x 196 x 78  
King Size: 2 x 196 x 88

**B2**



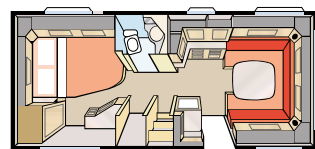
Standard: 2 x 196 x 77 + 196 x 86  
King Size: 2 x 196 x 87 + 196 x 96

**B3**



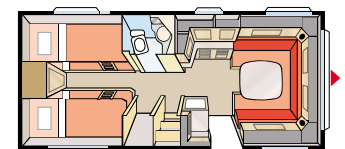
Standard: 200 x 140 / 118  
King Size: 200 x 140 / 118

**B4**



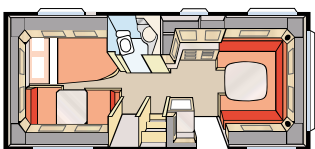
Standard: 196 x 140 / 118  
King Size: 196 x 160 / 138

**B5**



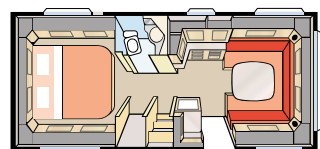
Standard: 4 x 196 x 77  
King Size: 4 x 196 x 87

**B6**



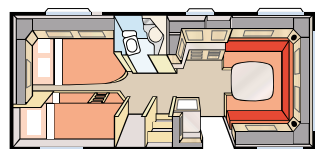
Standard: 196 x 124/102 + 196 x 77  
King Size: 196 x 140/118 + 196 x 77

**B7**



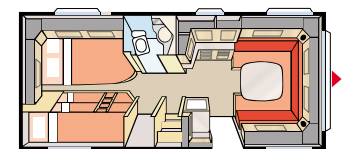
King Size: 196 x 156

**B8**



King Size: 196 x 140 / 118  
+ 2 x 196 x 68

**B9**



King Size: 196 x 140 / 118  
+ 2 x 196 x 68, 1 x 196 x 62

**B11**

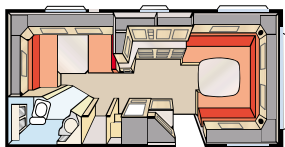


XV2

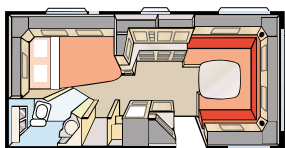


# Smaragd XL

|                           |  |
|---------------------------|--|
| <b>700 cm</b>             | Totallängd / Totallengde / Totallængde / Kokonaispituus / Gesamtlänge / Totale lengte                            |
| <b>585 cm</b>             | Karosslängd / Karosseril. / Karosseril. / Korin pituus / Kaross.länge / Lengte carr.                             |
| <b>522 cm</b>             | Karosslängd inv. / Karosseril. innv / Indv. karosseril / Sisäpituus / Kaross.länge inw / Lengte carr. inw.       |
| <b>196 cm</b>             | Höjd inv. / Høyde innv. / Indv. højde / Sisäkorkeus / Höhe innen / Inw. hoogte                                   |
| <b>215 cm</b>             | Bredd inv. / Brekke innv. / Indv. bredde / Sisäleveys / Breite innen / Inw. breedte                              |
| <b>235 cm</b>             | Bredd inv. KS / Brekke innv. KS / Indv. bredde KS / Sisäleveys KS / Breite innen KS / Inw. breedte KS            |
| <b>11,2 m<sup>2</sup></b> | Bostadsyta / Boflate / Beboelsesareal / Asuinpinta-ala / Wohnfläche / Woonoppervl.                               |
| <b>12,3 m<sup>2</sup></b> | Bostadsyta KS / Boflate KS / Beboelsesareal KS / Asuinpinta-ala KS / Wohnfläche KS / Woonoppervl. KS             |
| <b>185R14C</b>            | Hjul typ / Hjultype / Dæktype / Renkaat / Riefengröße / Bandenmaat   |
| <b>205x166/136 cm</b>     | Sovplats fram / Sovepl. fremme / Sengemål for / Makuutila ed. / Bettpl. vorne / Afm. bed voorz                   |
| <b>225x166/136 cm</b>     | Sovplats fram KS / Sovepl. fremme KS / Sengemål for KS / Makuutila ed. KS / Bettpl. vorne KS / Afm. bed voorz KS |
| <b>975</b>                | A-mått förtält / A-mål fortelt / A-mitta / A-maß Vorzelt / Omlooptent  |



Standard: 196 x 128 / 89 **XV1**  
King Size: 196 x 148 / 109



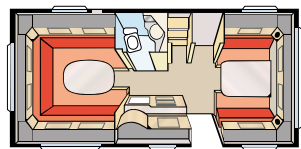
Standard: 196 x 124 / 102 **XV2**  
King Size: 196 x 140 / 118





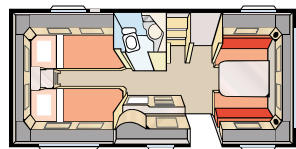
# Smaragd GLE

|                           |  |
|---------------------------|--|
| <b>700 cm</b>             | Totallängd / Totalengde / Totallængde / Kokonaispituus / Gesamtlänge / Totale lengte                             |
| <b>585 cm</b>             | Karosslängd / Karosseril. / Karosseril. / Korin pituus / Kaross.länge / Lengte carr.                             |
| <b>522 cm</b>             | Karosslängd inv. / Karosseril. innv / Indv. karosseril / Sisäpituus / Kaross.länge inw / Lengte carr. inw.       |
| <b>196 cm</b>             | Höjd inv. / Høyde innv. / Indv. højde / Sisäkorkeus / Höhe innen / Inw. hoogte                                   |
| <b>215 cm</b>             | Bredd inv. / Brekke innv. / Indv. bredde / Sisäleveys / Breite innen / Inw. breedte                              |
| <b>235 cm</b>             | Bredd inv. KS / Brekke innv. KS / Indv. bredde KS / Sisäleveys KS / Breite innen KS / Inw. breedte KS            |
| <b>11,2 m<sup>2</sup></b> | Bostadsyta / Boflate / Beboelsesareal / Asuinpinta-ala / Wohnfläche / Woonoppervl.                               |
| <b>12,3 m<sup>2</sup></b> | Bostadsyta KS / Boflate KS / Beboelsesareal KS / Asuinpinta-ala KS / Wohnfläche KS / Woonoppervl. KS             |
| <b>185R14C</b>            | Hjul typ / Hjultype / Dæktype / Renkaat / Riefengröße / Bandenmaat   |
| <b>205x137/130 cm</b>     | Sovplats fram / Sovepl. fremme / Sengemål for / Makuutila ed. / Bettpl. vorne / Afm. bed voorz                   |
| <b>225x137/130 cm</b>     | Sovplats fram KS / Sovepl. fremme KS / Sengemål for KS / Makuutila ed. KS / Bettpl. vorne KS / Afm. bed voorz KS |
| <b>975</b>                | A-mått förtält / A-mål fortelt / A-mitta / A-maß Vorzelt / Omlooptent  |



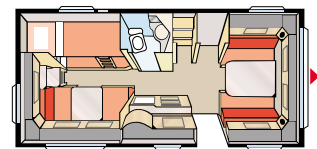
Standard: 205 x 196  
King Size: 225 x 196

**B1**



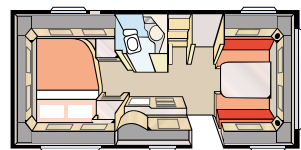
Standard: 2 x 196 x 78  
King Size: 2 x 196 x 88

**B2**



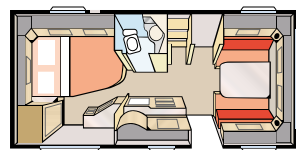
Standard: 2 x 196 x 77 + 196 x 86  
King Size: 2 x 196 x 87 + 196 x 96

**B3**



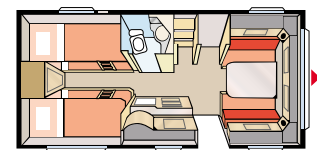
Standard: 200 x 140 / 118  
King Size: 200 x 140 / 118

**B4**



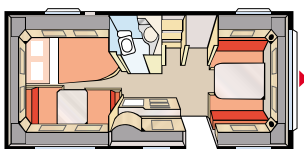
Standard: 196 x 140 / 118  
King Size: 196 x 160 / 138

**B5**



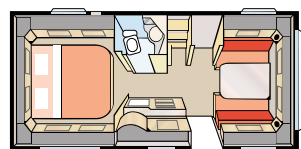
Standard: 4 x 196 x 77  
King Size: 4 x 196 x 87

**B6**



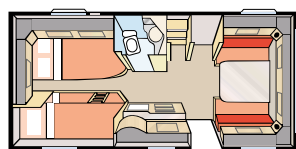
Standard: 196 x 124/102 + 196 x 77  
King Size: 196 x 140/118 + 196 x 77

**B7**



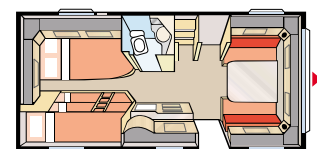
King Size: 196 x 156

**B8**



King Size: 196 x 140 / 118  
+ 2 x 196 x 68

**B9**



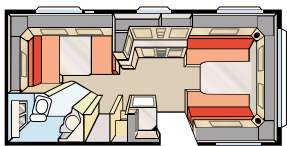
King Size: 196 x 140 / 118  
+ 2 x 196 x 68, 1 x 196 x 62

**B11**

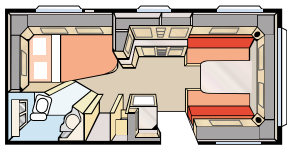


# Briljant XL

|                           |  |
|---------------------------|--|
| <b>650 cm</b>             | Totallängd / Totallengde / Totallængde / Kokonaispituus / Gesamtlänge / Totale lengte                            |
| <b>530 cm</b>             | Karosslängd / Karosseril. / Karosseril. / Korin pituus / Kaross.länge / Lengte carr.                             |
| <b>473 cm</b>             | Karosslängd inv. / Karosseril. innv / Indv. karosseril / Sisäpituus / Kaross.länge inw / Lengte carr. inw.       |
| <b>196 cm</b>             | Höjd inv. / Høyde innv. / Indv. højde / Sisäkorkeus / Höhe innen / Inw. hoogte                                   |
| <b>215 cm</b>             | Bredd inv. / Brekke innv. / Indv. bredde / Sisäleveys / Breite innen / Inw. breedte                              |
| <b>235 cm</b>             | Bredd inv. KS / Brekke innv. KS / Indv. bredde KS / Sisäleveys KS / Breite innen KS / Inw. breedte KS            |
| <b>10,2 m<sup>2</sup></b> | Bostadsyta / Boflate / Beboelsesareal / Asuinpinta-ala / Wohnfläche / Woonoppervl.                               |
| <b>11,1 m<sup>2</sup></b> | Bostadsyta KS / Boflate KS / Beboelsesareal KS / Asuinpinta-ala KS / Wohnfläche KS / Woonoppervl. KS             |
| <b>185R14C</b>            | Hjul typ / Hjultype / Dæktype / Renkaat / Riefengröße / Bandenmaat   |
| <b>205x153/145 cm</b>     | Sovplats fram / Sovepl. fremme / Sengemål for / Makuutila ed. / Bettpl. vorne / Afm. bed voorz                   |
| <b>225x153/145 cm</b>     | Sovplats fram KS / Sovepl. fremme KS / Sengemål for KS / Makuutila ed. KS / Bettpl. vorne KS / Afm. bed voorz KS |
| <b>925</b>                | A-mått förtält / A-mål fortelt / A-mitta / A-maß Vorzelt / Omlooptent  |



Standard: 196 x 128 / 89 **XV1**  
King Size: 196 x 148 / 109



Standard: 196 x 124 / 102 **XV2**  
King Size: 196 x 140 / 118





# Ausstattung

|   | Hacienda 1000 | Hacienda 880 TDL | Hacienda 880B TDL | Royal 780B GXL | Royal 780 GLE | Royal 780 TDL | Royal 720 GXL | Royal 720 TDL | Diamant GLE | Onyx GXL | Onyx GLE | Safir XL De Luxe | Safir XL | Safir TDL | Safir GLE | Ametist XL De Luxe | Ametist VXL | Ametist XL | Ametist TDL | Ametist VGLE | Ametist GLE | Smaragd XL | Smaragd GLE | Brijlant XL |
|---|---------------|------------------|-------------------|----------------|---------------|---------------|---------------|---------------|-------------|----------|----------|------------------|----------|-----------|-----------|--------------------|-------------|------------|-------------|--------------|-------------|------------|-------------|-------------|
| Grundrissalternativen (KABE Flexlinesystem)   | 12            | 2                | 1                 | 1              | 10            | 1             | 2             | 2             | 7/10        | 2        | 7/10     | 2                | 2        | 2         | 7/10      | 2                  | 2           | 2          | 1           | 7/10         | 7/10        | 2          | 7/10        | 2           |
| Breite (King Size 2500 mm / Standard 2300 mm)                                       | KS            | KS               | KS                | KS             | KS            | KS            | KS            | KS            | Std.+KS     | Std.+KS  | Std.+KS  | Std.+KS          | Std.+KS  | Std.+KS   | Std.+KS   | Std.+KS            | Std.+KS     | Std.+KS    | Std.+KS     | Std.+KS      | Std.+KS     | Std.+KS    | Std.+KS     | Std.+KS     |
| Ecoprim-Isolierung (Boden/Decke und Wände)  | 36/36         | 36/36            | 36/36             | 36/36          | 36/36         | 36/36         | 36/36         | 36/36         | 36/36       | 36/36    | 36/36    | 36/36            | 36/36    | 36/36     | 36/36     | 36/36              | 36/36       | 36/36      | 36/36       | 36/36        | 36/36       | 36/36      | 36/36       | 36/36       |
| Kunststoffriegel  | ●             | ●                | ●                 | ●              | ●             | ●             | ●             | ●             | ●           | ●        | ●        | ●                | ●        | ●         | ●         | ●                  | ●           | ●          | ●           | ●            | ●           | ●          | ●           | ●           |
| Wagenbreiter Gasflaschenkasten in ABS   | ●             | ●                | ●                 | ●              | ●             | ●             | ●             | ●             | ●           | ●        | ●        | ●                | ●        | ●         | ●         | ●                  | ●           | ●          | ●           | ●            | ●           | ●          | ●           | ●           |
| Voll verzinktes Stahlprofilchassis  | ●             | ●                | ●                 | ●              | ●             | ●             | ●             | ●             | ●           | ●        | ●        | ●                | ●        | ●         | ●         | ●                  | ●           | ●          | ●           | ●            | ●           | ●          | ●           | ●           |
| Einzelachse mit Stahltorsionsfederung   |               |                  |                   |                |               |               |               |               | ●           | ●        | ●        | ●                | ●        | ●         | ●         | ●                  | ●           | ●          | ●           | ●            | ●           | ●          | ●           | ●           |
| Tandemachse mit Stahltorsionsfederung   | ●             | ●                | ●                 | ●              | ●             | ●             | ●             | ●             | ●           |          |          |                  |          |           |           |                    |             |            |             |              |             |            |             |             |
| Querneigungshemmende Friktionskupplung  | ●             | ●                | ●                 | ●              | ●             | ●             | ●             | ●             | ●           | ●        | ●        | ●                | ●        | ●         | ●         | ●                  | ●           | ●          | ●           | ●            | ●           | ●          | ●           | ●           |
| Auflaufbremse mit Rückautomatik   | ●             | ●                | ●                 | ●              | ●             | ●             | ●             | ●             | ●           | ●        | ●        | ●                | ●        | ●         | ●         | ●                  | ●           | ●          | ●           | ●            | ●           | ●          | ●           | ●           |
| Aluminiumfelgen   | ●             | ●                | ●                 | ●              | ●             | ●             | ●             | ●             | ●           | ●        | ●        | ●                | ●        | ●         | ●         | ●                  | ●           | ●          | ●           | ●            | ●           | ●          | ●           | ●           |
| Getönte Doppelfenster mit Mückennetz und Verdunkelungsrollo                         | ●             | ●                | ●                 | ●              | ●             | ●             | ●             | ●             | ●           | ●        | ●        | ●                | ●        | ●         | ●         | ●                  | ●           | ●          | ●           | ●            | ●           | ●          | ●           | ●           |
| Mückennetz in allen Ausstellfenstern  | ●             | ●                | ●                 | ●              | ●             | ●             | ●             | ●             | ●           | ●        | ●        | ●                | ●        | ●         | ●         | ●                  | ●           | ●          | ●           | ●            | ●           | ●          | ●           | ●           |
| Küchenfenster   | ●             | ●                | ●                 | ●              | ●             | ●             | ●             | ●             | ●           | ●        | ●        | ●                | ●        | ●         | ●         | ●                  | ●           | ●          | ●           | ●            | ●           | ●          | ●           | ●           |
| Belüftete Dachluken mit Mückennetz und Verdunkelungsrollo                           | ●             | ●                | ●                 | ●              | ●             | ●             | ●             | ●             | ●           | ●        | ●        | ●                | ●        | ●         | ●         | ●                  | ●           | ●          | ●           | ●            | ●           | ●          | ●           | ●           |
| Dachfenster Heki 2 mit Mückennetz und Verdunkelungsrollo                            | ●             | ●                | ●                 | ●              | ●             | ●             | ●             | ●             |             |          |          | ●                |          |           |           |                    |             |            |             |              |             |            |             |             |
| Belüftungsluke (nicht in B3, B6)  | ●             | ●                | ●                 | ●              | ●             | ●             | ●             | ●             | ●           | ●        | ●        | ●                | ●        | ●         | ●         | ●                  | ●           | ●          | ●           | ●            | ●           | ●          | ●           | ●           |
| Skifach mit ausziehbarem Boden, von außen verschließbare Luke und Beleuchtung       | ●             | ●                | ●                 | ●              | ●             | ●             | ●             | ●             | ●           | ●        | ●        | ●                | ●        | ●         | ●         | ●                  | ●           | ●          | ●           | ●            | ●           | ●          | ●           | ●           |
| Dunstabzug mit Motorventilator  | ●             | ●                | ●                 | ●              | ●             | ●             | ●             | ●             | ●           | ●        | ●        | ●                | ●        | ●         | ●         | ●                  | ●           | ●          | ●           | ●            | ●           | ●          | ●           | ●           |
| 12V-Anschluß mit 13-poligem Stecker, System Jäger                                   | ●             | ●                | ●                 | ●              | ●             | ●             | ●             | ●             | ●           | ●        | ●        | ●                | ●        | ●         | ●         | ●                  | ●           | ●          | ●           | ●            | ●           | ●          | ●           | ●           |
| Vorbereitung für Einbau von Radio u. Lautsprechern (V=Vorn, H=Hinten)               | V+H           | V+H              | V+H               | V+H            | V+H           | V+H           | V+H           | V+H           | V           | V        | V        | V+H              | V        | V         | V         | V+H                | V           | V          | V           | V            | V           | V          | V           | V           |
| TV-Bank/-Schrank  | ●             | ●                | ●                 | ●              | ●             | ●             | ●             | ●             | ●           | ●        | ●        | ●                | ●        | ●         | ●         | ●                  | ●           | ●          | ●           | ●            | ●           | ●          | ●           | Schrank     |
| Mückenschutztür   | ●             | ●                | ●                 | ●              | ●             | ●             | ●             | ●             | ●           | ●        | ●        | ●                | ●        | ●         | ●         | ●                  | ●           | ●          | ●           | ●            | ●           | ●          | ●           | ●           |
| Uhr   | ●             | ●                | ●                 | ●              | ●             | ●             | ●             | ●             | ●           | ●        | ●        | ●                | ●        | ●         | ●         | ●                  | ●           | ●          | ●           | ●            | ●           | ●          | ●           | ●           |
| Servicecenter mit Kontrollkonsole   | ●             | ●                | ●                 | ●              | ●             | ●             | ●             | ●             | ●           | ●        | ●        | ●                | ●        | ●         | ●         | ●                  | ●           | ●          | ●           | ●            | ●           | ●          | ●           | ●           |
| Verteilerkasten 230V (16A/10A), mit Sicherungsautomaten                             | ●             | ●                | ●                 | ●              | ●             | ●             | ●             | ●             | ●           | ●        | ●        | ●                | ●        | ●         | ●         | ●                  | ●           | ●          | ●           | ●            | ●           | ●          | ●           | ●           |
| Erdschlußschalter   | ●             | ●                | ●                 | ●              | ●             | ●             | ●             | ●             | ●           | ●        | ●        | ●                | ●        | ●         | ●         | ●                  | ●           | ●          | ●           | ●            | ●           | ●          | ●           | ●           |
| Schaltkasten m. äußerer 230V/12V Steckd., Zentralantennenanschl., Ind.-Lampe 230V   | ●             | ●                | ●                 | ●              | ●             | ●             | ●             | ●             | ●           | ●        | ●        | ●                | ●        | ●         | ●         | ●                  | ●           | ●          | ●           | ●            | ●           | ●          | ●           | ●           |
| Batterie 75Ah / Batterieladegerät 25A (B=Booster)                                   |               |                  |                   | B              | B             | B             | B             | B             | ●           | ●        | ●        | ●                | ●        | ●         | ●         | ●                  | ●           | ●          | ●           | ●            | ●           | ●          | ●           | ●           |
| Batterie 115Ah / Batterieladegerät 45A (B=Booster)                                  | B             | B                | B                 |                |               |               |               |               |             |          |          |                  |          |           |           |                    |             |            |             |              |             |            |             |             |
| Dimmer vord. Deckenbeleucht., 12V/230V-Antennenanschl. hinten + 12V am Fensterbrett | ●             | ●                | ●                 | ●              | ●             | ●             | ●             | ●             | ●           | ●        | ●        | ●                | ●        | ●         | ●         | ●                  | ●           | ●          | ●           | ●            | ●           | ●          | ●           | ●           |
| Garderobenbeleuchtung   | ●             | ●                | ●                 | ●              | ●             | ●             | ●             | ●             | ●           | ●        | ●        | ●                | ●        | ●         | ●         | ●                  | ●           | ●          | ●           | ●            | ●           | ●          | ●           | ●           |
| Kühlschrank 230V/12V/Gas (Volumen I.) (F=Gefrier Fach 30 l)                         | 175F          | 175F             | 175F              | 175F           | 175F          | 175F          | 175F          | 175F          | 117         | 117      | 117      | 175F             | 117      | 117       | 117       | 175F               | 117         | 117        | 117         | 117          | 117         | 117        | 96          | 117         |
| Toilettenraum mit Waschbecken, Duschwanne und Schrank (D= separate Duschkabine)     | D             | D                | ●                 | ●              | ●             | D             | ●             | D             | ●           | ●        | ●        | ●                | ●        | D         | ●         | ●                  | ●           | ●          | D           | ●            | ●           | ●          | ●           | ●           |
| Theford drehbares WC mit Außenentleerung  | ●             | ●                | ●                 | ●              | ●             | ●             | ●             | ●             | ●           | ●        | ●        | ●                | ●        | ●         | ●         | ●                  | ●           | ●          | ●           | ●            | ●           | ●          | ●           | ●           |
| Dometic Vakuumtoilette, fest installiert mit Kassettenentleerung von außen.         | ●             | ●                | ●                 |                |               | ●             | ●             | ●             |             |          |          |                  |          |           |           |                    |             |            |             |              |             |            |             |             |
| Automatisches Wassersystem  | ●             | ●                | ●                 | ●              | ●             | ●             | ●             | ●             | ●           | ●        | ●        | ●                | ●        | ●         | ●         | ●                  | ●           | ●          | ●           | ●            | ●           | ●          | ●           | ●           |
| Eingebauter Abwassertank und äußerer Abwassersack                                   | ●             | ●                | ●                 | ●              | ●             | ●             | ●             | ●             | ●           | ●        | ●        | ●                | ●        | ●         | ●         | ●                  | ●           | ●          | ●           | ●            | ●           | ●          | ●           | ●           |
| Einhebel-Mischer in Küche und Toilette  | ●             | ●                | ●                 | ●              | ●             | ●             | ●             | ●             | ●           | ●        | ●        | ●                | ●        | ●         | ●         | ●                  | ●           | ●          | ●           | ●            | ●           | ●          | ●           | ●           |
| Handdusche in der Toilette  | ●             | ●                | ●                 | ●              | ●             | ●             | ●             | ●             | ●           | ●        | ●        | ●                | ●        | ●         | ●         | ●                  | ●           | ●          | ●           | ●            | ●           | ●          | ●           | ●           |
| Wassertank 40 l mit äußerem Einfüllstutzen  | ●             | ●                | ●                 | ●              | ●             | ●             | ●             | ●             | ●           | ●        | ●        | ●                | ●        | ●         | ●         | ●                  | ●           | ●          | ●           | ●            | ●           | ●          | ●           | ●           |
| Anschluss für äußere Dusche   | ●             | ●                | ●                 | ●              | ●             | ●             | ●             | ●             |             |          |          | ●                |          |           |           |                    |             |            |             |              |             |            |             |             |
| Alde Compact 3010 Zentralheizung mit digitaler Anzeige der Innen- und Außentemp.    | ●             | ●                | ●                 | ●              | ●             | ●             | ●             | ●             | ●           | ●        | ●        | ●                | ●        | ●         | ●         | ●                  | ●           | ●          | ●           | ●            | ●           | ●          | ●           | ●           |
| 12V/230V Pumpe  | ●             | ●                | ●                 | ●              | ●             | ●             | ●             | ●             | ●           | ●        | ●        | ●                | ●        | ●         | ●         | ●                  | ●           | ●          | ●           | ●            | ●           | ●          | ●           | ●           |
| Elektroheizpatrone 230V, 3 kW   | ●             | ●                | ●                 | ●              | ●             | ●             | ●             | ●             | ●           | ●        | ●        | ●                | ●        | ●         | ●         | ●                  | ●           | ●          | ●           | ●            | ●           | ●          | ●           | ●           |
| Warmwasserbereiter  | ●             | ●                | ●                 | ●              | ●             | ●             | ●             | ●             | ●           | ●        | ●        | ●                | ●        | ●         | ●         | ●                  | ●           | ●          | ●           | ●            | ●           | ●          | ●           | ●           |
| Automatische Bodenheizung (AGS)   | ●             | ●                | ●                 | ●              | ●             | ●             | ●             | ●             | ●           | ●        | ●        | ●                | ●        | ●         | ●         | ●                  | ●           | ●          | ●           | ●            | ●           | ●          | ●           | ●           |
| Trockenschrank mit Auffangschale und Ventilation                                    | ●             | ●                | ●                 | ●              | ●             | ●             | ●             | ●             | ●           | ●        | ●        | ●                | ●        | ●         | ●         | ●                  | ●           | ●          | ●           | ●            | ●           | ●          | ●           | ●           |
| Mülleimer für Abfallsortierung  | ●             | ●                | ●                 | ●              | ●             | ●             | ●             | ●             | ●           | ●        | ●        | ●                | ●        | ●         | ●         | ●                  | ●           | ●          | ●           | ●            | ●           | ●          | ●           | ●           |
| Falttür (V=Vorhang)   | ●/V           | V                | ●                 | ●              | ●             | ●             | V             | V             | V           | V        | V        | V                | V        | V         | V         | V                  | V           | V          | V           | V            | V           | V          | V           | V           |
| Feuerlöscher  | ●             | ●                | ●                 | ●              | ●             | ●             | ●             | ●             | ●           | ●        | ●        | ●                | ●        | ●         | ●         | ●                  | ●           | ●          | ●           | ●            | ●           | ●          | ●           | ●           |
| Spüle/Arbeitsplatte: 2 Flammen = 2, 3 Flammen = 3, 4 Flammen mit Grill = 4          | 4             | 4                | 4                 | 4              | 4             | 4             | 3             | 3/4           | 3           | 3        | 3        | 4                | 3        | 3         | 3         | 4                  | 3           | 3          | 3           | 3            | 3           | 3          | 2           | 3           |
| Äußerer Gasgrill-Anschluss am Gaskasten   | ●             | ●                | ●                 | ●              | ●             | ●             | ●             | ●             | ●           | ●        | ●        | ●                | ●        | ●         | ●         | ●                  | ●           | ●          | ●           | ●            | ●           | ●          | ●           | ●           |
| Dichtheitsindikator   | ●             | ●                | ●                 | ●              | ●             | ●             | ●             | ●             | ●           | ●        | ●        | ●                | ●        | ●         | ●         | ●                  | ●           | ●          | ●           | ●            | ●           | ●          | ●           | ●           |
| Zentralstaubsauger  | ●             | ●                | ●                 | ●              | ●             | ●             | ●             | ●             |             |          |          | ●                |          |           |           |                    |             |            |             |              |             |            |             |             |
| Einheitliches Schloss-System mit einem Universalschlüssel                           | ●             | ●                | ●                 | ●              | ●             | ●             | ●             | ●             | ●           | ●        | ●        | ●                | ●        | ●         | ●         | ●                  | ●           | ●          | ●           | ●            | ●           | ●          | ●           | ●           |
| Tisch mit Entlastungsplatte   | ●             | ●                | ●                 | ●              | ●             | ●             | ●             | ●             | ●           | ●        | ●        | ●                | ●        | ●         | ●         | ●                  | ●           | ●          | ●           | ●            | ●           | ●          | ●           | ●           |
| Federkernmatratze + Matratzenauflage 6 cm (nicht für Stock-/Oberbetten)             | ●             | ●                | ●                 | ●              | ●             | ●             | ●             | ●             | ●           | ●        | ●        | ●                | ●        | ●         | ●         | ●                  | ●           | ●          | ●           | ●            | ●           | ●          | ●           | ●           |

Recht auf Konstruktions- und Layoutänderungen vorbehalten.

# Gewichte

| MODELLE                    |                | TOTALGEWICHT | EIGENGEWICHT | STANDARDLAST<br>gm. 97/27/EEG | PERSONL. UND<br>EXTRAAUSRÜSTUNG |
|----------------------------|----------------|--------------|--------------|-------------------------------|---------------------------------|
| Brijlant XL                | Standardbreite | 1500         | 1130         | 80                            | 370                             |
|                            | King Size      | 1500         | 1180         | 80                            | 320                             |
| Smaragd GLE                | Standardbreite | 1600         | 1220         | 80                            | 380                             |
|                            | King Size      | 1600         | 1270         | 80                            | 330                             |
| Smaragd XL                 | Standardbreite | 1600         | 1240         | 80                            | 360                             |
|                            | King Size      | 1600         | 1270         | 80                            | 330                             |
| Ametist GLE                | Standardbreite | 1600         | 1280         | 80                            | 320                             |
|                            | King Size      | 1600         | 1330         | 80                            | 270                             |
| Ametist VGLE               | Standardbreite | 1600         | 1280         | 80                            | 320                             |
|                            | King Size      | 1600         | 1330         | 80                            | 270                             |
| Ametist XL                 | Standardbreite | 1600         | 1280         | 80                            | 320                             |
|                            | King Size      | 1600         | 1330         | 80                            | 270                             |
| Ametist VXL                | Standardbreite | 1600         | 1280         | 80                            | 320                             |
|                            | King Size      | 1600         | 1330         | 80                            | 270                             |
| Ametist TDL                | Standardbreite | 1600         | 1260         | 80                            | 340                             |
|                            | King Size      | 1600         | 1310         | 80                            | 290                             |
| Ametist XL<br>De Luxe      | Standardbreite | 1600         | 1330         | 80                            | 270                             |
|                            | King Size      | 1600         | 1380         | 80                            | 220                             |
| Safir GLE                  | Standardbreite | 1600         | 1320         | 80                            | 280                             |
|                            | King Size      | 1600         | 1370         | 80                            | 230                             |
| Safir XL                   | Standardbreite | 1600         | 1320         | 80                            | 280                             |
|                            | King Size      | 1600         | 1370         | 80                            | 230                             |
| Safir TDL                  | Standardbreite | 1600         | 1320         | 80                            | 280                             |
|                            | King Size      | 1600         | 1370         | 80                            | 230                             |
| Safir XL De Luxe           | Standardbreite | 1600         | 1370         | 80                            | 230                             |
|                            | King Size      | 1600         | 1420         | 80                            | 180                             |
| Onyx GLE                   | Standardbreite | 1600         | 1350         | 80                            | 250                             |
|                            | King Size      | 1600         | 1420         | 80                            | 180                             |
| Onyx GXL                   | Standardbreite | 1600         | 1360         | 80                            | 240                             |
|                            | King Size      | 1600         | 1420         | 80                            | 180                             |
| Diamant GLE                | Standardbreite | 1900         | 1530         | 80                            | 370                             |
|                            | King Size      | 1900         | 1590         | 80                            | 310                             |
| Royal 720 TDL              |                |              |              |                               |                                 |
|                            | King Size      | 1900         | 1640         | 80                            | 260                             |
| Royal 720 GXL              |                |              |              |                               |                                 |
|                            | King Size      | 1900/2000    | 1630         | 80                            | 270/370                         |
| Royal 780 GLE              |                |              |              |                               |                                 |
|                            | King Size      | 2000         | 1750         | 80                            | 250                             |
| Royal 780 TDL              |                |              |              |                               |                                 |
|                            | King Size      | 2000         | 1760         | 80                            | 240                             |
| Royal 780B GXL             |                |              |              |                               |                                 |
|                            | King Size      | 2000         | 1760         | 80                            | 240                             |
| Royal Hacienda<br>880B TDL |                |              |              |                               |                                 |
|                            | King Size      | 2650         | 2050         | 80                            | 600                             |
| Royal Hacienda<br>880 TDL  |                |              |              |                               |                                 |
|                            | King Size      | 2650         | 2050         | 80                            | 600                             |
| Royal Hacienda<br>1000 TDL |                |              |              |                               |                                 |
|                            | King Size      | 2650         | 2170         | 80                            | 480                             |



Ihr KABE-Händler

**KABE**

KABE Husvagnar AB, Box 14, SE-560 27 Tenhult  
[www.kabe.se/de](http://www.kabe.se/de)